

2024/2025 SEASON OVERVIEW

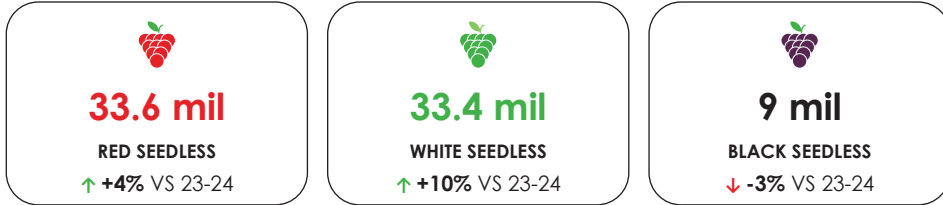
Key statistics and trends for the 2024/2025 table grape export season

EXPORT STATISTICS



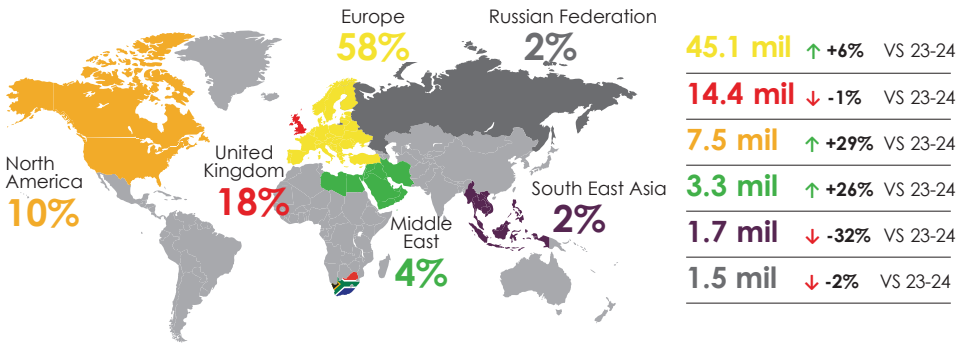
GRAPE VARIETY GROUP

VS SEASON 2023-2024 (4.5 KG EQUIVALENT CARTONS). MIL = MILLION



MARKET SHARE & GROWTH BY DESTINATION

VS SEASON 2023-2024 (4.5 KG EQUIVALENT CARTONS)



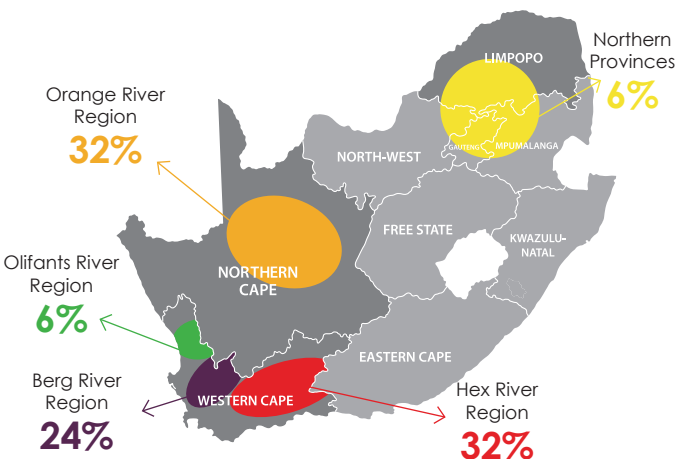
TOP 12 EXPORTED VARIETIES

CULTIVARS 2024/2025
(4.5 KG CARTONS)

■ Red Grapes ■ White Grapes ■ Black Grapes

1	Crimson Seedless	9 746 354	-6% YoY	↓ 12% Share
2	IFG Ten (Sweet Globe™)	8 160 455	17% YoY	↑ 11% Share
3	IFG 68-175 (Sweet Celebration™)	7 489 391	16% YoY	↑ 10% Share
4	Sugrathirtyfive (Autumncrisp®)	6 795 527	14% YoY	↑ 9% Share
5	Prime	5 997 098	0% YoY	↑ 8% Share
6	Sugranineteen (Scarlotta Seedless®)	3 981 203	-1% YoY	↓ 5% Share
7	Tawny Seedless	2 639 522	10% YoY	↑ 3% Share
8	Sugrasixteen (Sable Seedless®)	2 619 471	-1% YoY	↓ 3% Share
9	Sheegene 20 (Allison™)	2 385 222	2% YoY	↑ 3% Share
10	IFG Seventeen (Sweet Joy™)	2 196 171	10% YoY	↑ 3% Share
11	Grapaes (Early Sweet®)	2 165 931	3% YoY	↑ 3% Share
12	Sheegene 21 (Ivory™)	2 078 768	34% YoY	↑ 3% Share

PRODUCTION BY REGION



PORT UTILISATION FOR SA TABLE GRAPE EXPORTS

