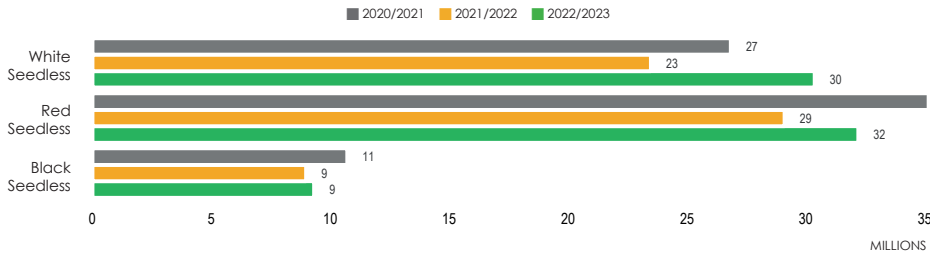


# 2023/2024 SEASON OVERVIEW

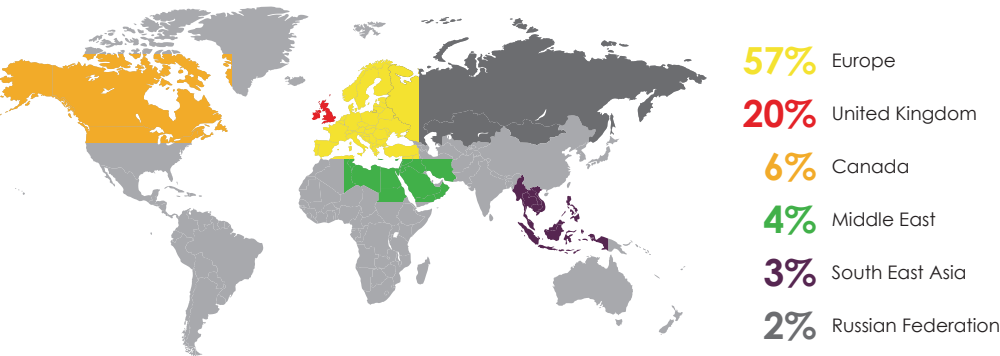
## EXPORT STATISTICS



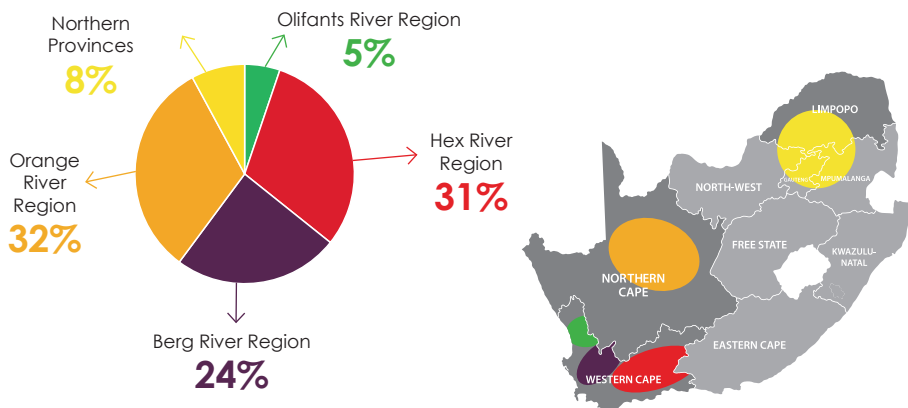
Exported Variety Groups (Cumulative)



## MARKET SHARE & GROWTH



## PRODUCTION BY REGION



## TOP 12 EXPORTED VARIETIES

CULTIVARS 2023/2024  
(4.5 KG CARTONS)

1	<b>Crimson Seedless</b> 10 352 911	3% YoY↑ 14 Share
2	<b>IFG Ten (Sweet Globe™)</b> 6 994 374	37% YoY↑ 9% Share
3	<b>IFG 68-175 (Sweet Celebration™)</b> 6 439 909	40% YoY↑ 9% Share
4	<b>Prime</b> 6 026 959	18% YoY↑ 8% Share
5	<b>Sugrathirtyfive (Autumncrisp®)</b> 5 942 333	29% YoY↑ 8% Share
6	<b>Sugranineteen (Scarlotta Seedless®)</b> 4 012 323	2% YoY↑ 5% Share
7	<b>Sugrasixteen (Sable Seedless®)</b> 2 657 655	12% YoY↑ 4% Share
8	<b>Tawny Seedless</b> 2 407 967	-7% YoY↓ 3% Share
9	<b>Sheegene 20 (Allison™)</b> 2 345 364	12% YoY↑ 3% Share
10	<b>Sugrathirteen (Midnight Beauty®)</b> 2 214 331	10% YoY↑ 3% Share
11	<b>Grapaes (Early Sweet®)</b> 2 101 992	17% YoY↑ 3% Share
12	<b>Thompson Seedless</b> 2 080 366	34% YoY↑ 3% Share

■ Red Grapes ■ White Grapes ■ Black Grapes