

2025/2026 SEASON OVERVIEW

Key statistics and trends for the 2025/2026 table grape export season

EXPORT STATISTICS

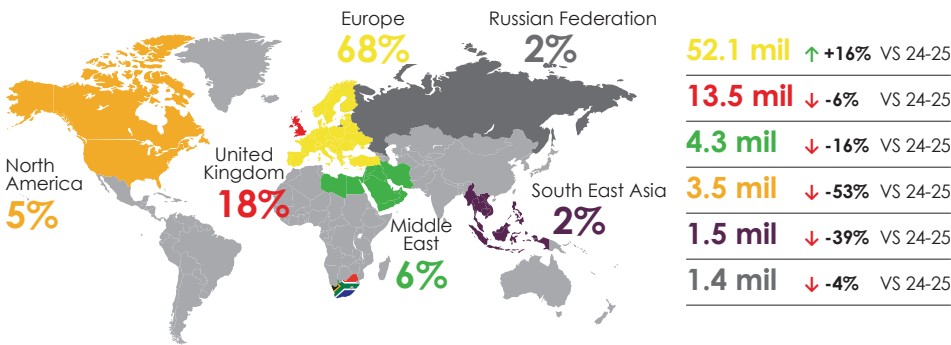


INTAKE VOLUMES




MARKET SHARE & GROWTH BY DESTINATION

VS SEASON 2024-2025 (4.5 KG EQUIVALENT CARTONS)



GRAPE VARIETY GROUP

VS SEASON 2024-2025 (4.5 KG EQUIVALENT CARTONS). MIL = MILLION



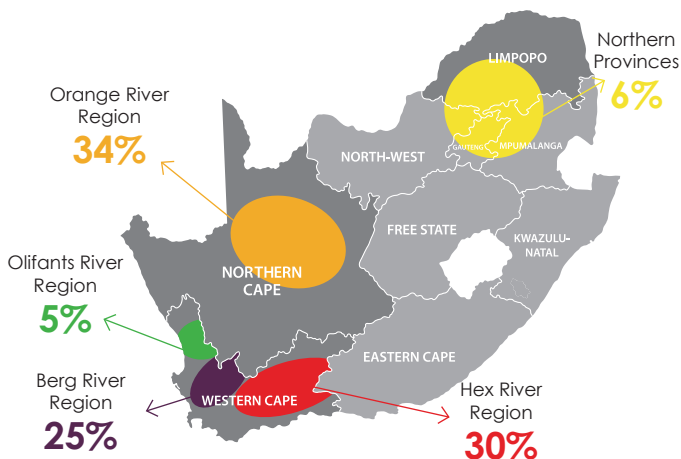
TOP 10 EXPORTED VARIETIES

CULTIVARS 2025/2026 (4.5 KG CARTONS)

■ Red Grapes ■ White Grapes ■ Black Grapes

1	Crimson Seedless	9 150 039	-7% YoY	↓ 12% Share
2	IFG Ten (Sweet Globe™)	8 703 356	6% YoY	↑ 11% Share
3	IFG 68-175 (Sweet Celebration™)	8 620 701	15% YoY	↑ 11% Share
4	Sugrathirtyfive (Autumncrisp®)	7 264 921	7% YoY	↑ 9% Share
5	Prime	6 485 927	8% YoY	↑ 8% Share
6	Sugranineteen (Scarlotta Seedless®)	3 291 957	-18% YoY	↓ 4% Share
7	Sugrasixteen (Sable Seedless®)	2 764 059	5% YoY	↑ 4% Share
8	Sheegene 21 (Ivory™)	2 526 610	21% YoY	↑ 3% Share
9	Grapaes (Early Sweet™)	2 411 175	11% YoY	↑ 3% Share
10	Tawny Seedless	2 222 490	-16% YoY	↓ 3% Share

PRODUCTION BY REGION



PORT UTILISATION FOR SA TABLE GRAPE EXPORTS

