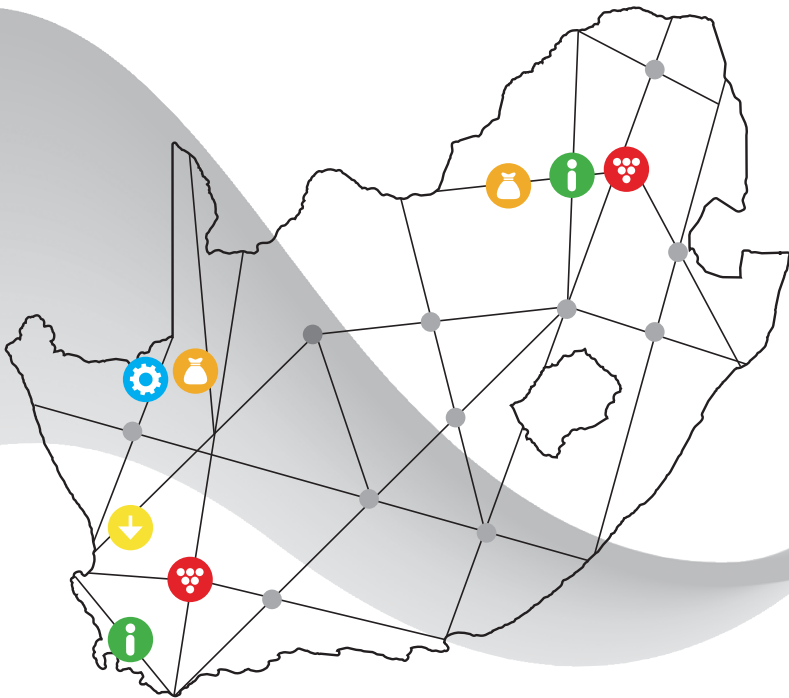












**SATI**  
SOUTH AFRICAN TABLE  
GRAPE INDUSTRY



**2018**  
STATISTICS

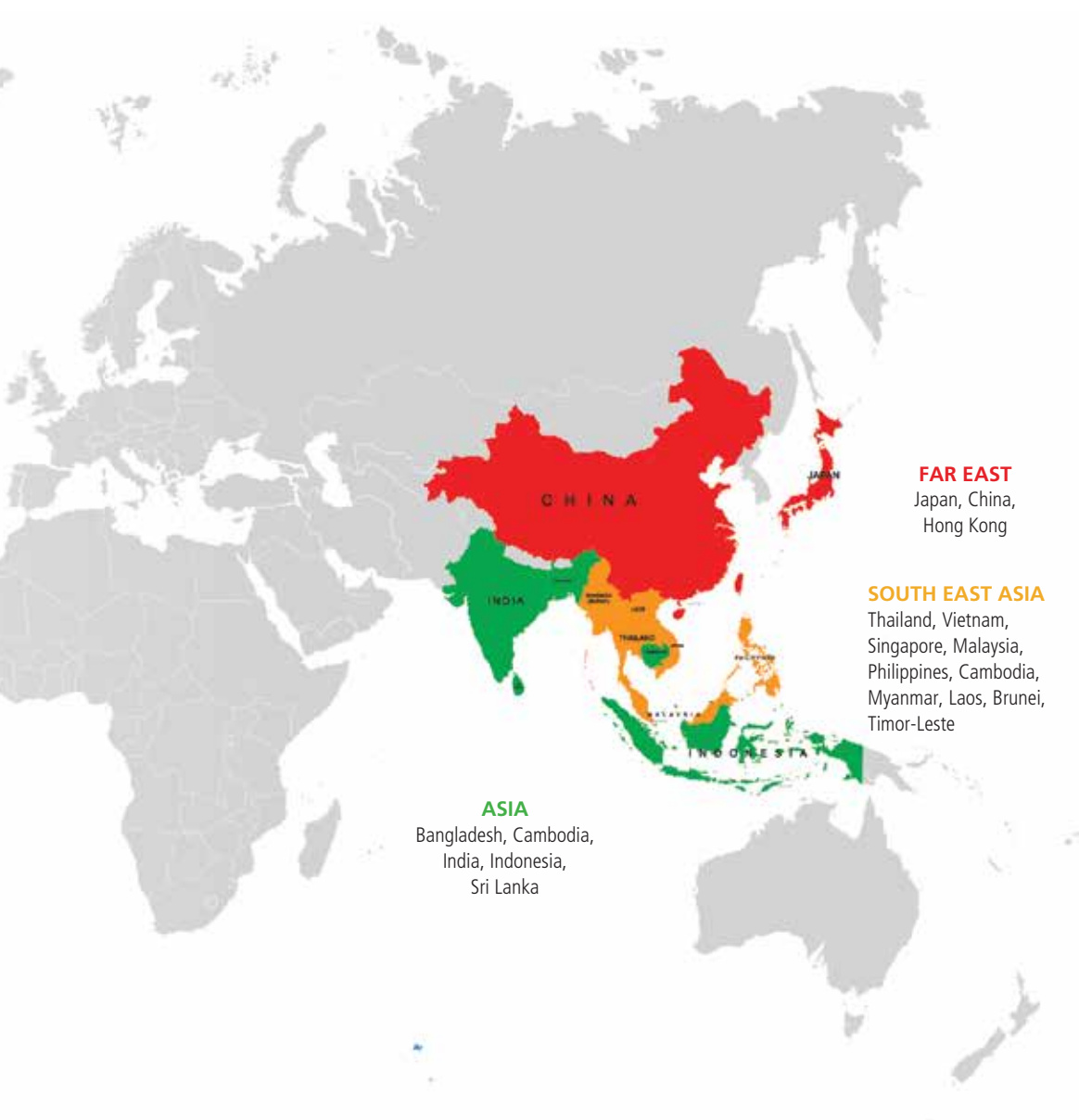
# CONTENTS

-  **NATIONAL INFORMATION**  
Overview: Regional ..... 2–3
-  **PRODUCTION INFORMATION**  
2018 National Vine Census ..... 4  
Top 20 Exported Cultivars during the 2018 Season ..... 5  
Number of Table Grape Vines Grafted (planted) and Lifted in Vine Nurseries ..... 6–7  
Grafted Vines in Nurseries ..... 8  
Percentage Certified Scions Grafted and Planted in Nurseries ..... 9
-  **INTAKES** ..... 10–15
-  **EXPORTS** ..... 16–23
-  **REGIONAL INFORMATION**  
  - NORTHERN PROVINCES** ..... 24–27  
Regional Map · Production · Vine Census · Regional Calendar
  - ORANGE RIVER** ..... 28–31  
Regional Map · Production · Vine Census · Regional Calendar
  - OLIFANTS RIVER** ..... 32–35  
Regional Map · Production · Vine Census · Regional Calendar
  - BERG RIVER** ..... 36–39  
Regional Map · Production · Vine Census · Regional Calendar
  - HEX RIVER** ..... 40–43  
Regional Map · Production · Vine Census · Regional Calendar
-  **GENERAL INFORMATION** ..... 44–45
-  **COST INFORMATION** ..... 46–50
-  **SATI CONTACTS** ..... 51

**COMPILED BY**

Joseph Lombardt  
Information and Knowledge Manager  
Tel: + 27 21 863 0366 | Email: joseph@satgi.co.za

**DISCLAIMER:** NEITHER SATI OR OUR EXTERNAL SOURCES CAN BE HELD LIABLE OR ACCOUNTABLE FOR ANY LOSS BASED ON DECISIONS OR ACTIONS MADE FROM INFORMATION PROVIDED IN THIS BOOKLET, WHILE ANY BENEFIT DERIVED FROM IT, IS SOLELY TO THE BENEFIT OF THE USER THEREOF.



**TERM**

- INTAKE**
- EXPORT**
- VARIETY**
- PPECB**

**DEFINITION**

- Produce inspected and passed for export
- Produce is seen as EXPORTED once the ship leaves South Africa’s shores
- Cultivar
- Perishable Products Export Control Board

# 2017/2018 PRODUCTION OVERVIEW



## INTRODUCTION

Another challenging season has come to an end with better than expected production volumes in some regions, with the Northern Provinces and Berg River Regions even exceeding the original and subsequent crop estimates. The drought that gripped parts of the country, had a major influence on the final production volumes in the Berg River, Olifants River and Hex River regions. The original crop estimate done in the beginning of November 2017, took the anticipated influence of the drought in the Western Cape into account with an expected drop of between 15% and 30% in volumes.

It was originally estimated that the Northern parts would not be affected by the drought and an increase in the record volumes produced during the 2016/2017 season was anticipated. This picture changed as the first production figures began to filter through. Regional boards in conjunction with the Joint Grape Marketing Forum decided to regularly adjust the crop estimate to reflect the true development of the harvest. This process was followed throughout the season to keep the markets informed on what to expect from South Africa, based on the best information available at the time. The 2017/2018 crop finally ended on 62.06 million (4.5 kg) equivalent cartons which is 8.15% less than the record crop of 2016/2017.

### NORTHERN PROVINCES

This region has seen a growth of 10% in hectares amounting to 350 hectares from the previous year and this, combined with ample water supply, contributed to the record volumes produced the past season. The production of Tawny Seedless increased by 37% while the Red Globe production decreased by 24% from the 2016/2017 season.

### ORANGE RIVER

During the start of the season the expectations for this region were very positive with a possible 10% increase in volumes, compared to the 2016/2017 season. However, this expectation diminished as the harvest progressed. A surprisingly smaller berry size and light bunch weights were realised despite ideal harvest weather conditions. This led to the region producing 7% less than the record harvest of 2016/2017.

### OLIFANTS RIVER

The region faced even worse drought conditions than expected when the season started. It was estimated that the region would produce 25% less than 2016/2017. But with the water restrictions of about 40% in some areas a substantial reduction was made to the estimate. Several heatwaves during December and January caused sunburn and damage to grapes, especially Redglobe. The canal ran dry during the last half of the harvesting season adding to even more misery for many producers. The region finally ended 28.79% less than the previous season, however some producers were hit even worse.

### BERG RIVER

This very diverse region also suffered due to the persistent drought that gripped the Western Cape the past couple of years. It was estimated that the region would produce 20% less than the 2016/2017 season. However, the proactive producers surprised all when they produced only 16% less than the record crop of 2016/2017. This was in line with the five-year average produced by the region. Water allocations to agriculture from the Berg River were abruptly cut towards the end of the harvest period.

### HEX RIVER

From the start of the season it was suspected that the region would finally be dethroned as the biggest producing region in the country, as they were also affected by the drought. This picture changed drastically as they ended the season well above the Orange River region, with a final crop volume of 7.9% lower than the record 2016/2017 season.

## 2018 NATIONAL VINE CENSUS

CULTIVAR	NO OF VINES	TOTAL HECTARES *	AGE 0-3	AGE 4-9	AGE 10-15	AGE 16+
Crimson Seedless	7 920 706	4 346	984	1 783	982	597
Prime	3 280 576	1 715	128	384	450	753
Thompson Seedless	2 500 979	1 475	168	268	211	827
Flame Seedless	2 092 823	1 150	27	231	468	424
Sugranineteen (Scarlotta Seedless®)	1 609 852	873	314	512	40	7
Sugraone (Superior Seedless®)	1 677 236	916	15	329	224	349
Tawny Seedless	1 396 300	793	555	231	1	5
Redglobe	1 485 228	788	13	218	177	379
Sugrathirteen (Midnight Beauty®)	1 421 074	766	135	264	343	25
Blagratwo (Melody™)	807 353	437	172	259	3	4
Starlight	987 147	500	133	316	36	15
Autumn Royal	1 450 594	720	7	399	305	9
IFG 68-175 (Sweet Celebration®)	809 964	426	208	201	1	16
Sheegene 20 (Allison™)	658 282	361	199	158	0	4
Sugrasixteen (Sable Seedless®)	795 921	438	188	121	123	5
Regal Seedless	692 011	336	12	6	33	285
Grapaes (Early Sweet®)	1 001 967	540	63	418	60	0
Ralli Seedless	633 324	348	55	133	144	16
Sugrathirtyfour (Adora Seedless®)	476 764	261	189	71	0	1
Dan-Ben-Hannah	231 964	141	0	43	15	83
Other	7 186 598	3 740	1 849	759	415	716
<b>GRAND TOTAL</b>	<b>39 116 663</b>	<b>21 067</b>	<b>5 412</b>	<b>7 102</b>	<b>4 031</b>	<b>4 522</b>
<b>% Split per age tier</b>		<b>100%</b>	<b>26%</b>	<b>34%</b>	<b>19%</b>	<b>21%</b>

\*TOTAL HECTARES DIFFER DUE TO ROUNDING

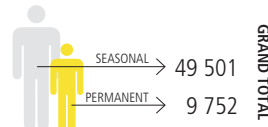
## REGIONAL GROWTH HECTARES

Region	2008	2009	2010	2011	2012	2014	2015	2016	2017	2018
Northern Provinces	1 196	1 198	794	997	998	1 250	1 449	1 577	1 737	2 096
Orange River	4 041	4 107	4 230	4 501	4 787	4 896	5 081	5 367	5 688	6 147
Olifants River	491	506	502	720	1 024	1 192	1 210	1 240	1 337	1 318
Berg River	3 647	3 637	3 743	3 288	3 421	3 706	4 053	4 237	4 459	5 109
Hex River	4 636	4 534	5 391	3 956	5 254	5 185	6 419	6 154	6 453	6 397
<b>*GRAND TOTAL</b>	<b>14 011</b>	<b>13 982</b>	<b>14 660</b>	<b>13 462</b>	<b>15 484</b>	<b>16 229</b>	<b>18 212</b>	<b>18 575</b>	<b>19 674</b>	<b>21 067</b>

\*TOTAL HECTARES DIFFER DUE TO ROUNDING  
2013: NO VINE CENSUS WAS CONDUCTED

## 2017/2018 TOTAL NUMBER OF EMPLOYEES PER REGION

Region	Seasonal	Permanent
<b>NORTHERN PROVINCES</b>	9 325	1 468
<b>ORANGE RIVER</b>	16 926	1 975
<b>OLIFANTS RIVER</b>	3 994	723
<b>BERG RIVER</b>	10 896	2 169
<b>HEX RIVER</b>	8 360	3 417



SOURCE: SATI AND AGRIHUB 2017/2018

## TOP 20 EXPORTED CULTIVARS DURING THE 2018 SEASON

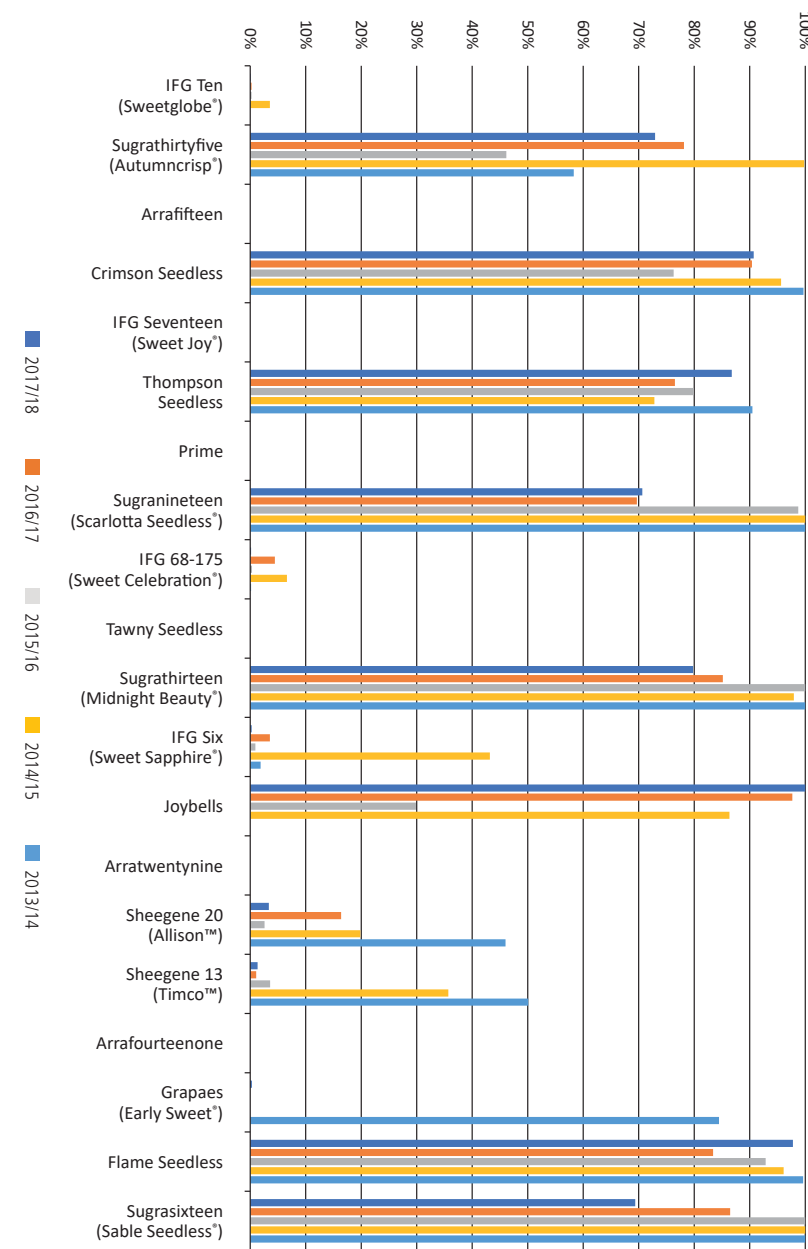
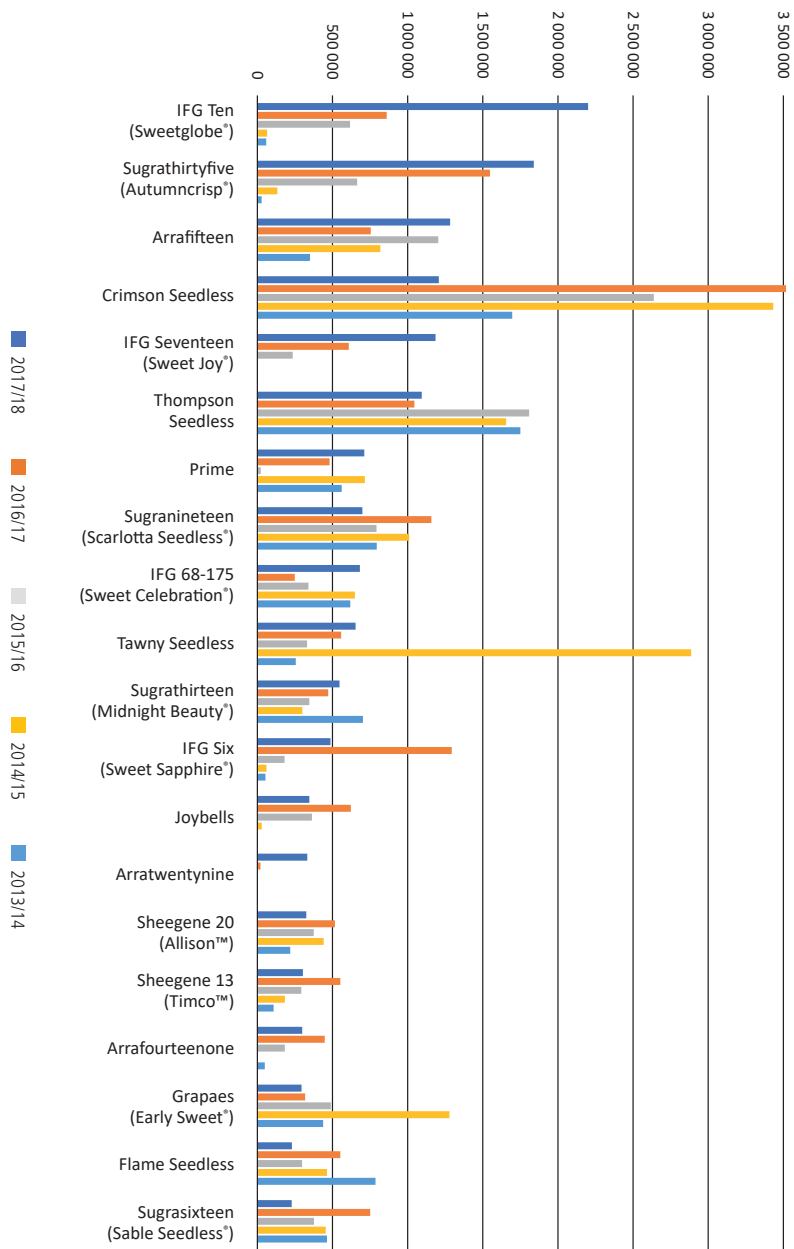
CULTIVAR	CULTIVAR GROUP	DESCRIPTION
Crimson Seedless	Red Seedless	Attractive pink elongated berries, crispy excellent flavour.
Prime	White Seedless	The earliest South African cultivar, seedless, good berry size, crisp new season taste.
Thompson Seedless	White Seedless	White, elongated berries, good bunches, fleshy, melting taste, outstanding quality and appearance.
Flame Seedless	Red Seedless	Red, attractive in colour, firm, pleasant taste, crispy eating experience.
Sugranineteen (Scarlotta Seedless®)	Red Seedless	Late ripening berries that are crisp, juicy, and elliptical in shape.
Sugraone (Superior Seedless®)	White Seedless	Large berries, good shelf life, slight muscat flavour when mature.
Tawny Seedless	Red Seedless	Early red seedless variety. This cultivar has large, round and firm berries.
Redglobe	Red Seeded	Large berries, deep, wine red colour, fleshy, melting and sweet flavour.
Sugrathirteen (Midnight Beauty®)	Black Seedless	Early mid-season, large berry, black seedless variety. Excellent taste and flavour.
Blagratwo (Melody™)	Black Seedless	A highly productive grape variety and has large, fully flavoured berries and crisp texture.
Starlight	Red Seedless	A mutation of Prime. It is a large berry red seedless variety that ripens early season.
Autumn Royal	Black Seedless	Large, elongated purple-black berry with a crunchy skin, firm texture and a pleasant, distinctive flavour.
IFG 68-175 (Sweet Celebration®)	Red Seedless	A large berry variety, highly productive with wonderful flavours.
Sugrasixteen (Sable Seedless®)	Black Seedless	Unique, fruity, muscat-type flavour; juicy, moderately firm flesh; and tough skin.
Regal Seedless	White Seedless	Early mid-season white, seedless, large crisp berries, good shelf life.
Grapaes (Early Sweet®)	White Seedless	Medium sized bunches, firm, consistent grapes, excellent, distinct "muscat" flavour.
Ralli Seedless	Red Seedless	Berries are crisp and firm, short to long elliptic and seedless with a thick, slightly tough skin, and firm crisp flesh with a neutral flavour.
Sugrathirtyfour (Adora Seedless®)	Black Seedless	The round berry cultivar is a mid to late season black seedless variety with a crisp texture.
Dan-Ben-Hannah	Black Seeded	Large oval berries. Also known as Black Emperor in the Far East. Mid-season variety with very good taste.

## NUMBER OF TABLE GRAPE VINES GRAFTED (PLANTED) AND LIFTED IN VINE NURSERIES

(2014 – 2018) ONLY THE TOP 20 CULTIVARS OF THE LAST SEASON WERE USED IN THIS DATA

CULTIVAR	2013-14			2014-15			2015-16			2016-17			2017-18			
	GRAFTED	LIFTED	%	GRAFTED	LIFTED	%	GRAFTED	LIFTED	%	GRAFTED	LIFTED	%	GRAFTED	LIFTED	%	
IFG Ten (Sweetglobe®)	58 700	21 581	37%	64 800	8 691	13%		617 058	251 523	41%	860 400	344 583	40%	2 201 270	*	N/A
Sugrathirtyfive (Autumncrisp®)	28 300	8 654	31%	133 150	63 377	48%		664 147	223 989	34%	1 548 765	638 936	41%	1 839 575	*	N/A
Arrafifteen	350 365	104 802	30%	818 468	240 672	29%		1 203 863	488 553	41%	754 200	223 782	30%	1 282 900	*	N/A
Crimson Seedless	1 696 110	553 114	33%	3 433 038	1 238 022	36%		2 638 101	903 786	34%	3 517 843	1 199 960	34%	1 207 475	*	N/A
IFG Seventeen (Sweet Joy®)	0	0		0	0			235 000	110 595	47%	608 300	291 244	48%	1 185 800	*	N/A
Thompson Seedless	1 750 120	433 831	25%	1 655 480	483 450	29%		1 807 843	510 610	28%	1 044 918	287 120	27%	1 093 710	*	N/A
Prime	561 300	208 538	37%	715 200	330 628	46%		22 100	13 609	62%	480 500	183 264	38%	711 300	*	N/A
Sugranineteen (Scarlotta Seedless®)	794 500	226 748	29%	1 010 300	280 431	28%		792 750	240 725	30%	1 157 900	389 758	34%	698 627	*	N/A
IFG 68-175 (Sweet Celebration®)	617 950	177 163	29%	648 950	276 443	43%		339 800	109 675	32%	248 858	96 667	39%	682 480	*	N/A
Tawny Seedless	255 500	102 416	40%	2 886 250	1 254 910	43%		331 050	104 021	31%	557 200	247 552	44%	653 850	*	N/A
Sugrathirteen (Midnight Beauty®)	702 440	179 743	26%	298 900	78 081	26%		345 600	112 657	33%	471 700	154 126	33%	546 735	*	N/A
IFG Six (Sweet Sapphire®)	53 600	19 637	37%	60 900	29 644	49%		181 058	59 999	33%	1 293 627	654 920	51%	486 900	*	N/A
Joybells	0	0		29 300	16 496	56%		362 900	161 764	45%	621 800	295 599	48%	345 800	*	N/A
Arratwenty-nine	0	0		0	0			1 700	500	29%	21 000	18 000	86%	332 451	*	N/A
Sheegene 20 (Allison™)	218 900	72 267	33%	441 700	172 503	39%		375 454	156 276	42%	515 900	209 117	41%	325 300	*	N/A
Sheegene 13 (Timco™)	107 600	28 852	27%	183 500	71 085	39%		292 147	120 096	41%	552 100	249 267	45%	302 681	*	N/A
Arrafourteen-one	48 900	16 970	35%	0	0			182 560	70 477	39%	447 800	167 913	37%	298 700	*	N/A
Grapaes (Early Sweet®)	437 595	160 438	37%	1 278 100	449 477	35%		488 800	187 443	38%	318 000	102 861	32%	294 060	*	N/A
Flame Seedless	786 300	237 070	30%	463 300	124 542	27%		297 263	97 291	33%	552 242	146 076	26%	230 000	*	N/A
Sugrasixteen (Sable Seedless®)	463 100	96 868	21%	454 600	124 552	27%		376 419	130 797	35%	750 600	216 230	29%	228 600	*	N/A
Other	4 323 179	1 442 592	33%	3 697 879	1 700 791	46%		3 358 437	1 325 017	39%	3 723 561	1 318 262	35%	2 709 642	*	N/A
<b>TOTAL</b>	<b>13 254 459</b>	<b>4 091 284</b>	<b>31%</b>	<b>18 273 815</b>	<b>6 943 795</b>	<b>38%</b>		<b>14 914 050</b>	<b>5 379 403</b>	<b>36%</b>	<b>20 047 214</b>	<b>7 435 237</b>	<b>37%</b>	<b>17 657 856</b>	<b>*</b>	

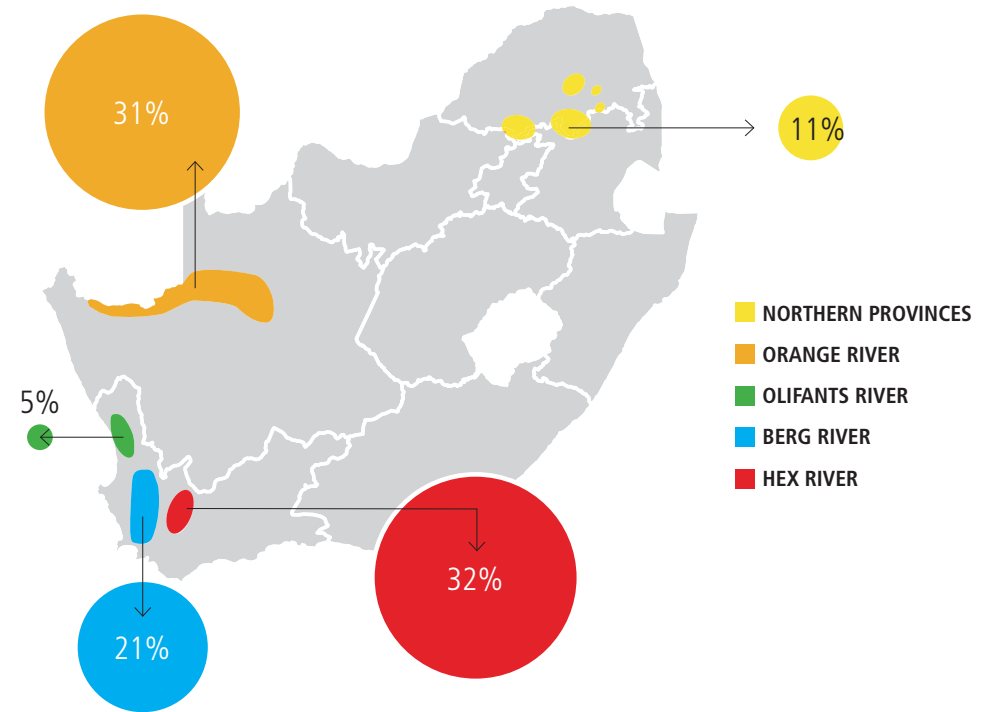
\*NUMBER OF VINES LIFTED NOT YET CONFIRMED BY THE TIME OF PRINTING  
SOURCE: PLANT IMPROVEMENT SOUTH AFRICA AND VINE IMPROVEMENT ASSOCIATION



## 2017/2018 REGIONAL MAP & PRODUCTION REGIONS

(PRODUCTION 4.5 KG EQUIVALENT CARTONS)

REGION OF ORIGIN	CULTIVAR GROUP	2017/2018
NORTHERN PROVINCES	Black Seeded	299 459
	Black Seedless	456 737
	Experimental	11 528
	Mixed	132 089
	Red Seeded	277 836
	Red Seedless	4 053 498
	White Seedless	1 597 615
<b>TOTAL</b>		<b>6 828 762</b>
ORANGE RIVER	Black Seeded	26 430
	Black Seedless	2 101 921
	Experimental	35 800
	Mixed	230 500
	Red Seeded	400 898
	Red Seedless	3 892 202
	White Seeded	87 174
	White Seedless	12 240 717
	<b>TOTAL</b>	
OLIFANTS RIVER	Black Seeded Grapes	15 646
	Black Seedless Grapes	489 158
	Experimental Grapes	6 038
	Mixed Grapes	27 146
	Red Seeded Grapes	177 304
	Red Seedless Grapes	1 552 449
	White Seeded Grapes	3 450
	White Seedless Grapes	531 246
<b>TOTAL</b>		<b>2 802 436</b>

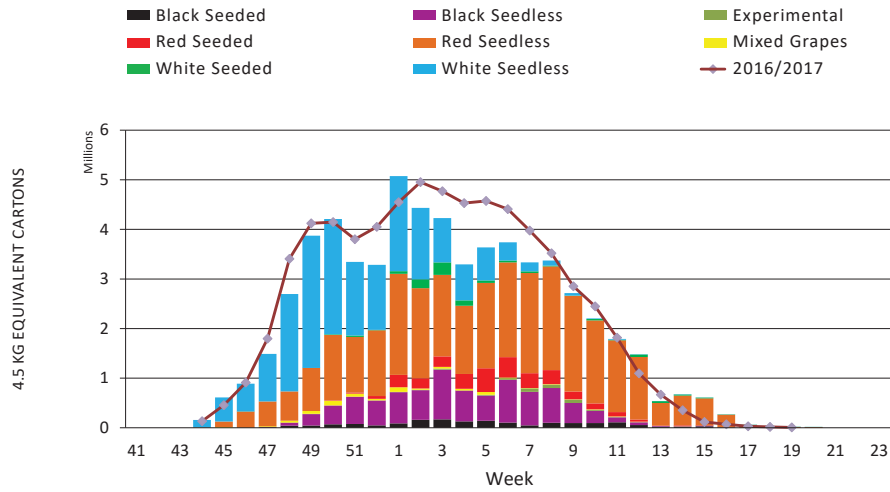


REGION OF ORIGIN	CULTIVAR GROUP	2017/2018
BERG RIVER	Black Seeded	724 725
	Black Seedless	2 365 703
	Experimental	169 351
	Mixed	62 391
	Red Seeded	1 118 827
	Red Seedless	5 688 476
	White Seeded	634 555
	White Seedless	2 288 588
<b>TOTAL</b>		<b>13 052 616</b>
HEX RIVER	Black Seeded	608 347
	Black Seedless	2 752 631
	Experimental	112 760
	Mixed	179 412
	Red Seeded	997 676
	Red Seedless	13 849 001
	White Seeded	237 334
White Seedless	1 628 134	
<b>TOTAL</b>		<b>20 365 295</b>
<b>GRAND TOTAL</b>		<b>62 064 749</b>

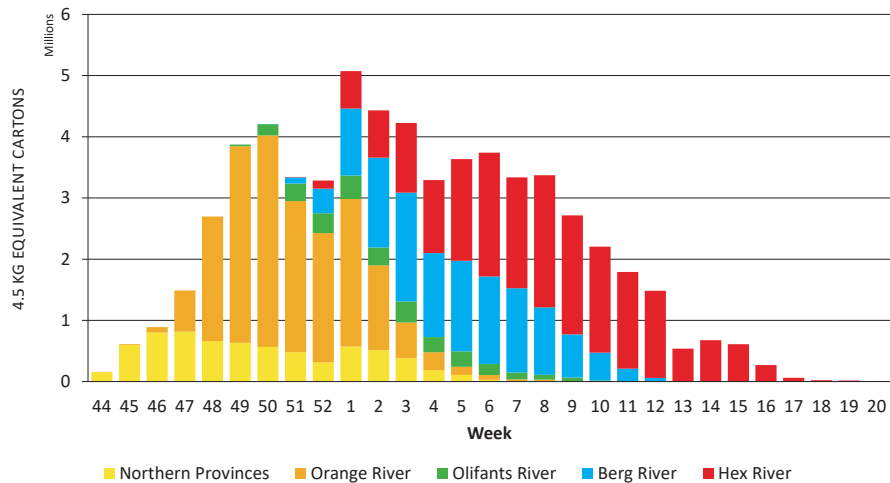
SOURCE: SATI AND PPECB 2017/2018



## 2017/2018 WEEKLY INTAKE PER CULTIVAR GROUP



## 2017/2018 WEEKLY INTAKE PER PRODUCTION REGION



SOURCE: SATI AND PPECB 2017/2018

## 5 YEAR REGIONAL INTAKE

(4.5 KG EQUIVALENT CARTONS)

REGION NAME	CULTIVAR GROUP	2017/2018	2016/2017	2015/2016	2014/2015	2013/2014
NORTHERN PROVINCES	Black Seeded	299 459	364 577	381 919	378 032	400 312
	Black Seedless	456 737	386 988	283 863	314 536	314 088
	Experimental	11 528	0	7 000	1 333	182 823
	Mixed	132 089	178 905	99 551	41 032	73 010
	Red Seeded	277 836	364 584	362 856	605 540	592 959
	Red Seedless	4 053 498	2 868 143	2 189 378	1 754 278	1 426 018
	White Seeded	0	1 400	3 736	43	13 163
	White Seedless	1 597 615	1 373 188	1 402 628	1 415 931	1 081 226
<b>TOTAL</b>		<b>6 828 762</b>	<b>5 537 784</b>	<b>4 730 931</b>	<b>4 510 726</b>	<b>4 083 599</b>
ORANGE RIVER	Black Seeded	26 430	36 130	31 429	52 228	63 643
	Black Seedless	2 101 921	2 204 231	1 620 429	1 216 134	993 865
	Experimental	35 800	278	3 167	14 828	181 296
	Mixed	230 500	180 962	196 268	126 509	90 057
	Red Seeded	400 898	421 896	407 496	612 562	546 424
	Red Seedless	3 892 202	4 010 491	3 248 134	2 748 330	2 136 649
	White Seeded	87 174	222 484	259 520	370 900	453 647
	White Seedless	12 240 717	13 456 043	12 876 163	12 545 235	10 653 380
<b>TOTAL</b>		<b>19 015 641</b>	<b>20 532 515</b>	<b>18 642 606</b>	<b>17 686 725</b>	<b>15 118 961</b>
OLIFANTS RIVER	Black Seeded Grapes	15 646	55 670	126 357	191 770	186 442
	Black Seedless Grapes	489 158	700 010	501 897	560 846	448 460
	Experimental Grapes	6 038	0	2 863	90	65 508
	Mixed Grapes	27 146	33 991	22 787	6 237	127
	Red Seeded Grapes	177 304	574 054	400 831	615 803	648 129
	Red Seedless Grapes	1 552 449	1 927 671	1 445 795	1 636 387	1 202 854
	White Seeded Grapes	3 450	9 782	12 171	22 048	18 209
	White Seedless Grapes	531 246	666 894	644 358	755 106	551 327
<b>TOTAL</b>		<b>2 802 436</b>	<b>3 968 073</b>	<b>3 157 059</b>	<b>3 788 287</b>	<b>3 121 056</b>
BERG RIVER	Black Seeded	724 725	970 095	1 117 385	1 434 440	1 321 869
	Black Seedless	2 365 703	2 665 228	1 776 749	1 424 283	1 079 942
	Experimental	169 351	1 867	14 181	20 677	567 624
	Mixed	62 391	83 635	69 693	49 908	34 471
	Red Seeded	1 118 827	2 027 272	1 466 667	1 831 673	2 190 763
	Red Seedless	5 688 476	5 909 793	4 581 789	4 315 897	2 806 528
	White Seeded	634 555	860 588	863 972	986 941	1 083 086
	White Seedless	2 288 588	2 907 697	2 709 290	2 998 630	2 294 719
<b>TOTAL</b>		<b>13 052 616</b>	<b>15 426 175</b>	<b>12 599 726</b>	<b>13 062 449</b>	<b>11 379 002</b>
HEX RIVER	Black Seeded	608 347	892 763	1 124 143	1 714 402	1 712 921
	Black Seedless	2 752 631	3 562 003	2 910 874	2 829 166	1 990 439
	Experimental	112 760	3 323	5 697	20 936	335 795
	Mixed	179 412	459 896	73 472	144 666	77 474
	Red Seeded	997 676	1 271 422	1 248 029	1 601 957	1 735 531
	Red Seedless	13 849 001	13 260 373	10 540 278	9 905 126	7 131 282
	White Seeded	237 334	791 459	954 238	1 610 449	1 868 045
	White Seedless	1 628 134	1 869 373	1 992 487	2 504 389	1 994 709
<b>TOTAL</b>		<b>20 365 295</b>	<b>22 110 612</b>	<b>18 849 218</b>	<b>20 331 091</b>	<b>16 846 196</b>
<b>GRAND TOTAL</b>		<b>62 064 749</b>	<b>67 575 159</b>	<b>57 979 540</b>	<b>59 379 279</b>	<b>50 548 814</b>

SOURCE: SATI AND PPECB



## 5 YEAR NATIONAL PRODUCTION PER CULTIVAR GROUP

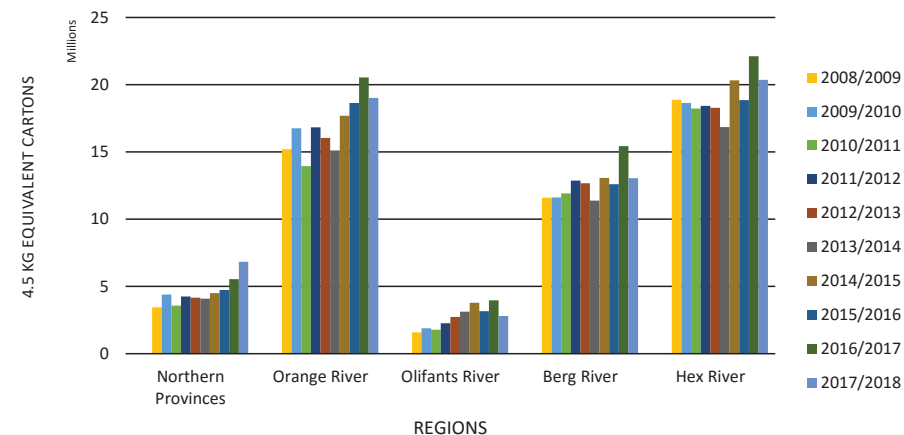
(4.5 KG EQUIVALENT CARTONS)

CULTIVAR GROUPS	2013/2014	2014/2015	2015/2016	2016/2017	2017/2018
Black Seeded	3 685 187	3 770 872	2 781 233	2 319 235	1 674 606
Black Seedless	4 826 794	6 344 965	7 093 812	9 518 460	8 166 149
Experimental	1 333 046	57 863	32 908	5 468	335 477
Mixed	275 139	368 351	461 771	937 388	631 537
Red Seeded	5 713 806	5 267 536	3 885 880	4 659 229	2 972 542
Red Seedless	14 703 331	20 360 019	22 005 374	27 976 472	29 035 625
White Seeded	3 436 150	2 990 382	2 093 636	1 885 713	962 534
White Seedless	16 575 361	20 219 291	19 624 925	20 273 194	18 286 278
<b>GRAND TOTAL</b>	<b>50 548 814</b>	<b>59 379 279</b>	<b>57 979 539</b>	<b>67 575 159</b>	<b>62 064 749</b>

SOURCE: SATI AND PPECB 2016/2017

## 10 YEAR PRODUCTION PER REGION

(4.5 KG EQUIVALENT CARTONS)



YEAR	NORTHERN PROVINCES	ORANGE RIVER	OLIFANTS RIVER	BERG RIVER	HEX RIVER	TOTAL
2008/2009	3 438 559	15 192 418	1 574 661	11 596 689	18 869 156	50 671 483
2009/2010	4 390 078	16 765 935	1 887 890	11 611 827	18 637 409	53 293 139
2010/2011	3 577 691	13 942 163	1 778 351	11 926 291	18 226 227	49 450 723
2011/2012	4 254 172	16 825 150	2 271 622	12 874 316	18 431 899	54 657 159
2012/2013	4 155 648	16 039 382	2 725 942	12 672 168	18 286 725	53 879 865
2013/2014	4 083 599	15 118 961	3 121 056	11 379 002	16 846 196	50 548 814
2014/2015	4 510 726	17 686 726	3 788 287	13 062 449	20 331 091	59 379 279
2015/2016	4 730 931	18 642 606	3 157 059	12 599 726	18 849 217	57 979 539
2016/2017	5 537 784	20 532 515	3 968 073	15 426 175	22 110 612	67 575 160
2017/2018	6 828 762	19 015 641	2 802 436	13 052 616	20 365 295	62 064 749

## FIVE YEAR EXPORT MARKET SPLIT

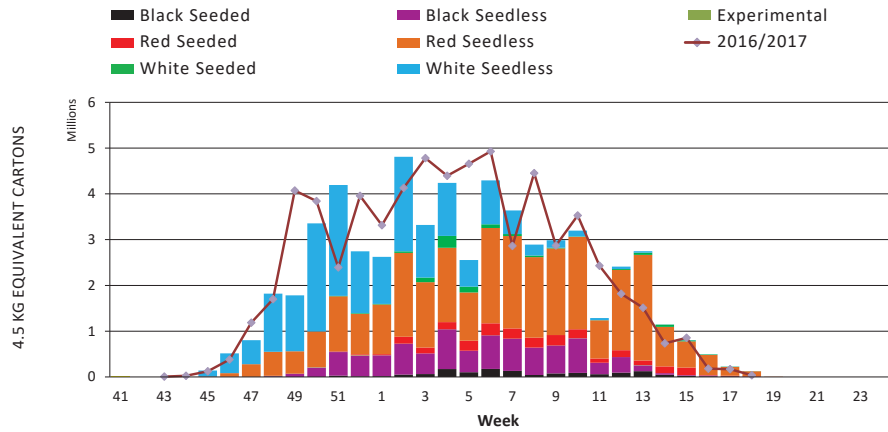
(4.5 KG EQUIVALENT CARTONS)

MARKET	CULTIVAR GROUP	2017/ 2018	2016/ 2017	2015/ 2016	2014/ 2015	2013/ 2014
AFRICA	Black Seeded	5 385	8 617	19 052	5 517	6 404
	Black Seedless	15 206	34 609	5 868	18 382	3 938
	Experimental	2 612	3 684	0	25 220	28 862
	Mixed	310 344		1 108	3 297	3 778
	Red Seeded		757 422	303 600	307 539	373 446
	Red Seedless	483 951	372 639	357 498	315 462	145 998
	White Seeded	360	43 099	1 236	4 740	7 503
	White Seedless	166 522	98 297	26 050	25 375	18 282
<b>TOTAL</b>		<b>984 380</b>	<b>1 318 368</b>	<b>714 413</b>	<b>705 532</b>	<b>588 211</b>
CANADA	Black Seeded	133 082	262	4 674	3 476	3 260
	Black Seedless		116 942	60 864	42 502	65 367
	Experimental			0	0	3 260
	Mixed			0	12 008	3 260
	Red Seeded		180	1 714	3 160	805
	Red Seedless	1 181 472	1 127 004	533 766	117 236	52 816
	White Seeded		1 661	0	0	0
White Seedless	896 263	954 030	424 358	220 546	196 413	
<b>TOTAL</b>		<b>2 210 817</b>	<b>2 200 079</b>	<b>1 025 376</b>	<b>398 928</b>	<b>325 181</b>
EUROPEAN UNION	Black Seeded	843 772	1 229 251	1 972 224	2 451 715	2 367 564
	Black Seedless	3 524 128	3 723 748	2 577 521	2 510 754	1 950 157
	Experimental	42 414		34 615	136 079	774 509
	Mixed		47 249	509 203	386 471	410 363
	Red Seeded	686 853	1 401 766	1 344 586	2 142 789	1 945 944
	Red Seedless	14 270 005	11 814 698	9 884 367	10 001 890	7 017 449
	White Seeded	779 751	1 413 144	1 551 919	2 297 212	2 719 352
	White Seedless	10 891 763	12 173 858	12 688 468	13 938 812	11 332 570
<b>TOTAL</b>		<b>31 038 686</b>	<b>31 803 716</b>	<b>30 562 903</b>	<b>33 865 721</b>	<b>28 517 908</b>
FAR EAST	Black Seeded	11 232	180	11 529	17 696	25 928
	Black Seedless	1 146 125	1 730 330	906 215	880 920	615 665
	Experimental			779	9 480	105 084
	Mixed		15 804	46 030	42 818	11 397
	Red Seeded	4 323	38 818	15 923	102 677	92 902
	Red Seedless	1 669 635	2 191 245	1 067 610	1 235 497	1 036 426
	White Seeded	7 380	6 460	2 292	3 318	0
	White Seedless	402 765	821 014	304 950	355 676	379 666
<b>TOTAL</b>		<b>3 241 460</b>	<b>4 803 851</b>	<b>2 355 329</b>	<b>2 648 082</b>	<b>2 267 068</b>
INDIAN OCEAN ISLANDS	Black Seeded	14 875	35 409	15 837	23 828	33 000
	Black Seedless	44 147	27 875	23 547	22 760	22 752
	Experimental			0	0	3 789
	Mixed			3 761	882	1 630
	Red Seeded	43 077	70 190	98 137	93 503	98 102
	Red Seedless	190 658	148 352	155 205	131 136	126 547
	White Seeded	8 577	8 646	8 337	12 591	18 270
White Seedless	30 750	30 435	44 454	53 779	36 548	
<b>TOTAL</b>		<b>332 085</b>	<b>320 907</b>	<b>349 277</b>	<b>338 479</b>	<b>340 638</b>

MARKET	CULTIVAR GROUP	2017/ 2018	2016/ 2017	2015/ 2016	2014/ 2015	2013/ 2014
MIDDLE EAST	Black Seeded	184 817	226 434	333 198	397 559	418 463
	Black Seedless	161 905	228 828	99 411	118 506	52 754
	Experimental	7 113		1 091	12 798	42 385
	Mixed		11 322	22 934	7 402	28 466
	Red Seeded	666 290	1 240 512	710 536	1 084 729	1 196 894
	Red Seedless	705 298	814 592	303 001	308 322	182 236
	White Seeded	17 750	100 962	45 338	42 782	28 688
	White Seedless	850 750	1 228 831	970 040	786 847	634 924
<b>TOTAL</b>		<b>2 593 922</b>	<b>3 851 481</b>	<b>2 485 549</b>	<b>2 758 945</b>	<b>2 584 810</b>
RUSSIAN FEDERATION	Black Seeded	237 650	354 513	200 190	271 173	305 101
	Black Seedless	157 441	126 234	60 047	160 452	48 932
	Experimental	7 560	15 384	0	0	16 657
	Mixed		58 963	6 858	3 160	10 758
	Red Seeded	248 839	235 706	98 455	176 449	155 540
	Red Seedless	201 372	272 718	71 956	143 919	129 056
	White Seeded	86 955	196 870	108 043	195 447	301 909
	White Seedless	544 878	357 085	387 664	265 938	343 868
<b>TOTAL</b>		<b>1 484 694</b>	<b>1 617 473</b>	<b>933 214</b>	<b>1 216 539</b>	<b>1 311 821</b>
UNITED KINGDOM	Black Seeded	7 323	5 436	23 954	28 766	46 863
	Black Seedless	1 922 529	2 168 696	2 256 979	1 656 071	1 407 040
	Experimental	7 627		14 667	40 888	378 948
	Mixed		64 734	167 979	80 056	158 897
	Red Seeded	8 652	123 839	173 821	182 168	166 645
	Red Seedless	8 718 864	9 095 252	8 689 033	7 506 748	5 500 404
	White Seeded	694	5 712	24 504	15 165	16 626
White Seedless	3 484 866	3 925 563	4 387 979	4 327 555	3 841 580	
<b>TOTAL</b>		<b>14 150 556</b>	<b>15 389 232</b>	<b>15 738 916</b>	<b>13 837 417</b>	<b>11 517 003</b>
SOUTH EAST ASIA	Black Seeded	37 103	57 063	70 267	106 924	88 203
	Black Seedless	1 163 450	1 330 595	850 976	976 593	743 084
	Experimental	6 600		8 092	5 688	41 952
	Mixed			41 461	58 593	35 193
	Red Seeded	254 001	345 676	512 018	598 158	976 313
	Red Seedless	688 503	908 839	648 450	631 572	652 582
	White Seeded		6 300	3 920	2 054	3 423
	White Seedless	489 145	529 233	338 119	381 368	288 741
<b>TOTAL</b>		<b>2 638 802</b>	<b>3 177 705</b>	<b>2 473 303</b>	<b>2 760 950</b>	<b>2 829 491</b>
USA	Black Seeded	8 640	2 880	3 116	6 004	6 520
	Black Seedless	30 807	17 732	0	0	2 445
	Experimental			0	0	0
	Mixed			0	0	815
	Red Seeded			0	0	0
	Red Seedless	97 504	61 572	9 348	3 476	0
	White Seeded	235	4 399	0	0	163
	White Seedless	77 629	48 299	9 136	4 920	19 234
<b>TOTAL</b>		<b>214 815</b>	<b>134 882</b>	<b>21 600</b>	<b>14 400</b>	<b>29 177</b>
OTHER	Black Seeded	13 520	19 360			
	Black Seedless	61 397	57 181			
	Experimental					
	Mixed					
	Red Seeded	139 610	719 342			
	Red Seedless	9 900	17 585			
White Seeded		3 600				
White Seedless	18 302	13 678				
<b>TOTAL</b>		<b>242 729</b>	<b>830 747</b>			
<b>GRAND TOTAL</b>		<b>59 132 945</b>	<b>65 448 439</b>	<b>56 659 880</b>	<b>58 544 992</b>	<b>50 311 308</b>

SOURCE: SATI AND AGRIHUB 2016-2018, SATI AND PPECB 2013-2016

## 2017/2018 NATIONAL EXPORT GRAPH



SOURCE: SATI AND AGRIHUB

## WEEKLY AVERAGE UK RETAIL PRICE PER KG

COMPARISON DURING THE 2017/2018 SEASON

WEEKS	POUND STERLING (£) PRICE			HISTORICAL EXCHANGE RATE RAND/POUND	RAND (R) PRICE		
	WHITE VARIETIES	RED VARIETIES	BLACK VARIETIES		WHITE VARIETIES	RED VARIETIES	BLACK VARIETIES
40	£3.69	£3.82	£3.75	R18.65	R68.82	R71.24	R69.94
41	£3.68	£3.85	£3.84	R18.39	R67.68	R70.80	R70.62
42	£3.74	£3.86	£4.31	R18.59	R69.53	R71.76	R80.12
43	£3.84	£3.81	£4.24	R18.69	R71.77	R71.21	R79.25
44	£3.87	£3.87	£4.34	R18.50	R71.60	R71.60	R80.29
45	£3.97	£3.93	£4.38	R18.26	R72.49	R71.76	R79.98
46	£3.96	£3.86	£4.48	R17.45	R69.10	R67.36	R78.18
47	£4.00	£3.98	£4.42	R17.01	R68.04	R67.70	R75.18
48	£4.16	£4.16	£4.78	R18.50	R76.96	R76.96	R88.43
49	£4.21	£4.20	£5.15	R18.50	R77.89	R77.70	R95.28
50	£4.22	£4.24	£4.68	R18.09	R76.34	R76.70	R84.66
51	£4.22	£4.22	£4.68	R17.01	R71.78	R71.78	R79.61
52	N/A	N/A	N/A	R16.73	N/A	N/A	N/A
1	£4.02	£4.00	£4.43	R16.73	R67.25	R66.92	R74.11
2	£4.04	£4.18	£4.43	R16.85	R68.07	R70.43	R74.65
3	£3.99	£4.11	£4.29	R16.92	R67.51	R69.54	R72.59
4	£4.04	£4.10	£4.30	R16.87	R68.15	R69.17	R70.52
5	£4.17	£4.07	£4.18	R17.02	R70.97	R69.27	R71.14
6	£4.07	£4.06	£4.25	R16.87	R68.66	R68.49	R71.70
7	£4.07	£4.08	£4.26	R16.41	R66.79	R66.95	R69.91
8	£4.03	£4.08	£4.35	R16.25	R65.49	R66.30	R70.69
9	£4.07	£4.11	£4.33	R16.33	R66.46	R67.12	R70.71
10	£4.10	£4.13	£4.30	R16.45	R67.45	R67.94	R70.74
11	£4.02	£4.05	£4.24	R16.64	R66.89	R67.39	R70.55
12	£4.01	£4.00	£4.23	R16.64	R66.73	R66.56	R70.39
13	£4.08	£4.04	£4.11	R16.60	R67.73	R67.06	R68.23
14	£4.09	£4.06	£3.92	R16.89	R69.08	R68.57	R66.21
15	£3.94	£3.75	£4.02	R17.21	R67.81	R64.54	R69.18
16	£3.83	£3.73	£3.98	R16.86	R64.57	R62.89	R67.10
17	£3.65	£3.90	£4.07	R17.25	R62.96	R67.28	R70.21
18	£3.54	£3.78	£4.04	R17.15	R60.71	R64.83	R69.29
19	£3.75	£3.66	£4.07	R16.66	R62.48	R60.98	R67.81
20	£3.74	£3.68	£4.07	R16.97	R63.47	R62.45	R69.07

SOURCE: PROMAR INTERNATIONAL & THE SOUTH AFRICAN RESERVE BANK



## WEEKLY AVERAGE EUROPEAN WHOLESALE PRICE PER KG

COMPARISON DURING THE 2017/2018 SEASON

WEEKS	EURO (€) PRICE			HISTORICAL EXCHANGE RATE RAND/ EURO	RAND (R) PRICE		
	UK AVERAGE PER KG	NETHERLANDS AVERAGE PER KG	GERMANY AVERAGE PER KG		UK AVERAGE PER KG	NETHERLANDS AVERAGE PER KG	GERMAN AVERAGE PER KG
40	€3.13	€1.90	€1.89	R16.42	R51.39	R31.20	R31.03
41	€2.68	€2.13	€1.96	R16.79	R45.00	R35.76	R32.91
42	€2.25	€2.49	€2.03	R16.54	R37.22	R41.18	R33.58
43	€1.92	€2.68	€2.17	R16.74	R32.14	R44.86	R36.33
44	€2.57	€2.84	€2.28	R16.32	R41.94	R46.35	R37.21
45	€2.90	€3.00	€2.55	R16.11	R46.72	R48.33	R41.08
46	€2.86	€3.10	€2.56	R16.11	R46.07	R49.94	R41.24
47	€3.04	€3.36	€2.61	R15.39	R46.79	R51.71	R40.17
48	€4.00	€3.03	€2.75	R16.31	R65.24	R49.42	R44.85
49	€3.85	€2.80	€2.78	R16.08	R73.25	R45.02	R44.70
50	€4.61	€3.36	€3.22	R15.89	R73.25	R53.39	R51.17
51	€4.35	€3.07	€3.77	R15.07	R65.55	R46.26	R56.81
52	N/A	€3.20	€3.92	R14.71	N/A	R47.07	R57.66
1	N/A	€3.11	€4.18	R14.89	N/A	R46.31	R62.24
2	€3.21	€2.90	€3.96	R14.99	R48.12	R43.47	R59.36
3	€3.01	€2.78	€3.22	R14.91	R44.88	R41.45	R48.01
4	€2.74	€2.68	€3.24	R14.71	R40.37	R39.42	R47.66
5	€2.94	€2.57	€3.40	R14.96	R43.98	R38.45	R50.86
6	€2.94	€2.57	€3.46	R14.82	R43.57	R38.09	R51.28
7	€2.83	€2.39	€3.37	R15.56	R44.03	R37.19	R52.44
8	€2.86	N/A	€3.27	R14.32	R40.96	N/A	R46.83
9	€2.60	N/A	€3.29	R14.55	R37.83	N/A	R47.87
10	€2.64	N/A	€3.36	R14.64	R38.65	N/A	R49.19
11	€2.45	€2.00	€3.19	R14.81	R36.28	R29.62	R47.24
12	€2.55	€2.07	€3.23	R14.55	R37.10	R30.12	R47.00
13	€2.44	€2.08	€3.17	R14.54	R35.48	R30.24	R46.09
14	€2.68	€2.20	€3.13	R14.75	R39.53	R32.45	R46.17
15	€2.49	€2.06	€2.94	R14.86	R37.00	R30.61	R43.69
16	€2.42	€2.11	€2.95	R14.79	R35.79	R31.21	R43.63
17	€2.32	€2.09	€2.96	R15.09	R35.01	R31.54	R44.67
18	€2.48	€2.10	€3.08	R14.60	R36.21	R30.66	R44.97
19	€2.54	€2.17	€3.04	R14.89	R37.82	R32.31	R45.27
20	€2.40	€2.37	€2.93	R14.84	R35.62	R35.17	R43.48

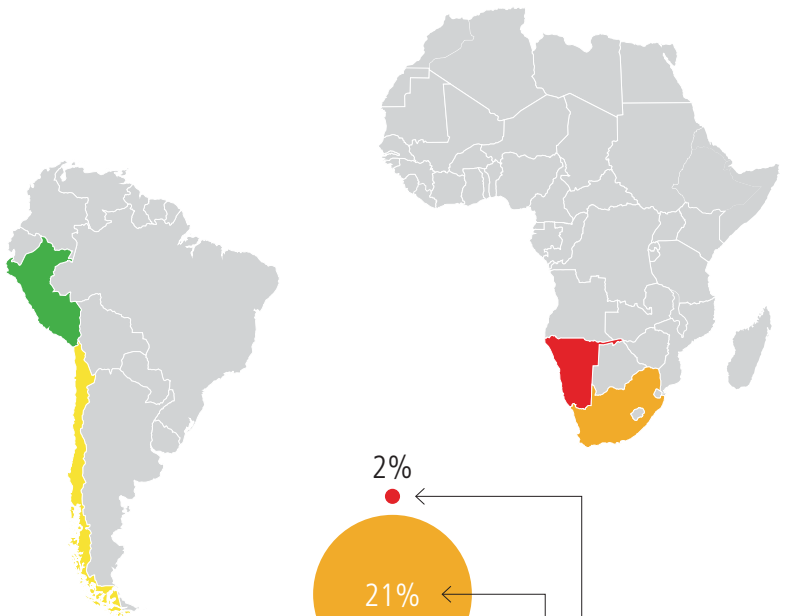
SOURCE: PROMAR INTERNATIONAL & THE SOUTH AFRICAN RESERVE BANK

## WEEKLY AVERAGE CANADIAN RETAIL PRICE PER KG

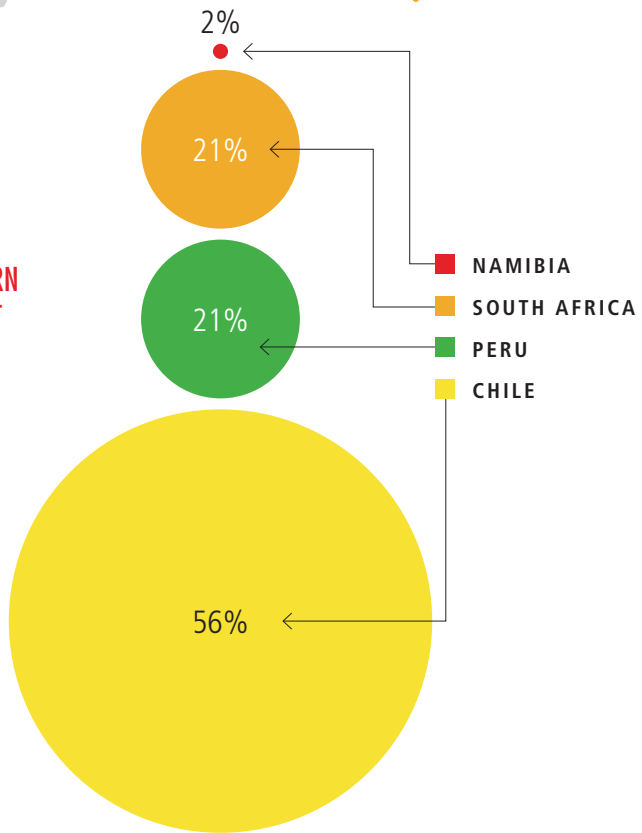
COMPARISON DURING THE 2017/2018 SEASON

WEEKS	CANADIAN DOLLAR (\$) PRICE		HISTORICAL EXCHANGE RATE RAND/ CANADIAN DOLLAR	RAND (R) PRICE	
	WHITE VARIETIES	RED VARIETIES		WHITE VARIETIES	RED VARIETIES
43	\$4.76	\$5.01	R11.04	R52.55	R55.31
44	\$8.89	\$8.25	R10.83	R96.28	R89.35
45	\$7.70	\$7.70	R10.64	R81.93	R81.93
46	\$8.80	\$8.25	R10.16	R89.41	R83.82
47	\$6.60	\$7.15	R10.95	R72.27	R78.29
48	\$8.80	\$9.35	R10.63	R93.54	R99.39
49	\$7.67	\$8.80	R10.65	R81.69	R93.72
50	\$8.31	\$6.59	R10.57	R87.84	R578.84
51	N/A	N/A	N/A	N/A	N/A
52	N/A	N/A	N/A	N/A	N/A
1	\$8.98	\$7.59	R9.87	R88.63	R74.91
2	\$8.80	\$7.70	R9.87	R86.86	R76.00
3	\$9.35	\$7.70	R9.62	R89.95	R74.07
4	\$8.98	\$8.25	R9.62	R86.39	R79.37
5	\$8.80	\$8.25	R9.73	R85.62	R80.27
6	\$3.90	\$8.25	R9.59	R37.40	R79.12
7	\$8.80	\$7.70	R9.32	R82.02	R71.76
8	\$8.80	\$7.70	R9.16	R80.61	R70.53
9	\$8.80	\$7.70	R9.23	R81.22	R71.07
10	\$6.89	\$6.68	R9.23	R63.59	R61.66
11	\$8.80	\$7.70	R9.13	R80.34	R70.30
12	\$8.80	\$8.80	R9.14	R80.43	R80.43
13	\$4.39	\$6.04	R9.06	R39.77	R54.72
14	\$8.80	\$8.25	R9.26	R81.49	R76.40
15	\$6.59	\$7.14	R9.59	R63.20	R68.47
16	\$8.80	\$8.25	R9.47	R83.34	R78.13
17	\$8.80	\$6.05	R9.64	R84.83	R58.32
18	\$9.90	\$8.25	R9.82	R97.22	R80.97
19	\$11.00	\$7.14	R9.46	R104.06	R67.54
20	\$11.00	\$8.25	R9.66	R106.26	R79.70

SOURCE: PROMAR INTERNATIONAL & THE SOUTH AFRICAN RESERVE BANK



**2017/2018 \*SOUTHERN HEMISPHERE EXPORT MARKET SHARE**



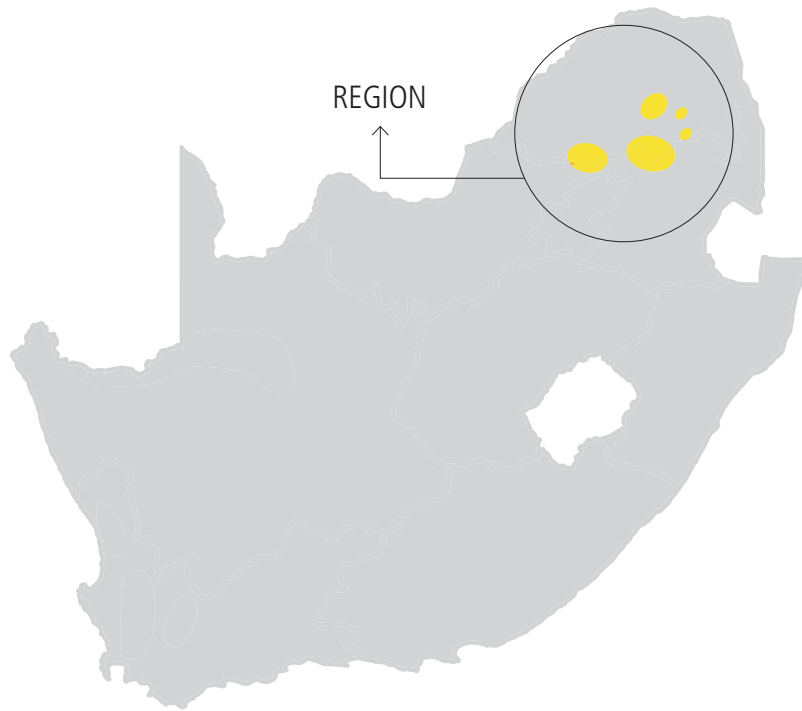
\*ONLY SELECTED TABLE GRAPE PRODUCING COUNTRIES.

**FIVE YEAR EXPORT OF THE 2017/2018 TOP 20 CULTIVARS**  
(4.5 KG EQUIVALENT CARTONS)

CULTIVAR	2013/2014	2014/2015	2015/2016	2016/2017	2017/2018
Crimson Seedless	8 948 985	10 480 704	10 935 948	12 457 844	13 089 359
Prime	5 670 998	7 048 640	7 321 330	7 368 474	6 277 968
Thompson Seedless	4 845 413	5 685 990	4 584 681	4 719 094	3 988 364
Flame Seedless	3 357 505	4 319 214	4 243 418	3 479 040	2 793 219
Sugranineteen (Scarlotta Seedless®)	621 134	1 385 297	1 533 604	2 612 051	2 850 640
Sugraone (Superior Seedless®)	3 137 593	4 203 884	3 615 032	3 137 782	3 668 364
Tawny Seedless	1 467	25 502	407 241	1 538 776	2 421 082
Redglobe	5 512 613	4 621 778	3 241 393	4 792 971	2 259 028
Sugrathirteen (Midnight Beauty®)	1 576 922	2 098 524	2 183 407	2 738 668	2 304 725
Blagratwo (Melody™)	198 307	381 008	949 245	1 435 154	1 667 582
Starlight	369 368	787 167	1 007 489	1 312 434	1 497 766
Autumn Royal	1 718 446	3 021 918	2 385 630	2 668 194	1 486 378
IFG 68-175 (Sweet Celebration®)	53 867	170 094	522 363	1 200 990	1 147 354
Sheegene 20 (Allison™)	80 229	186 698	404 855	875 376	1 148 749
Sugrasixteen (Sable Seedless®)	740 841	831 788	928 622	1 191 078	1 194 103
Regal Seedless	1 661 152	1 620 184	1 473 833	1 173 045	972 737
Grapaes (Early Sweet®)	782 563	1 196 241	1 523 530	2 406 667	1 050 525
Ralli Seedless	629 625	803 536	811 595	933 351	903 018
Sugrathirtyfour (Adora Seedless®)	5 534	19 666	87 746	390 814	697 910
Dan-Ben-Hannah	1 078 567	1 063 558	869 959	756 332	551 484
Other	9 320 179	8 593 601	7 628 960	8 260 304	7 162 592
<b>GRAND TOTAL</b>	<b>50 311 308</b>	<b>58 544 992</b>	<b>56 659 880</b>	<b>65 448 438</b>	<b>59 132 945</b>

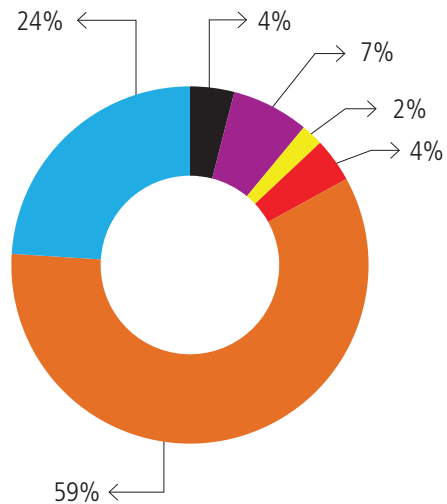


# NORTHERN PROVINCES



## INTAKE PER CULTIVAR GROUP

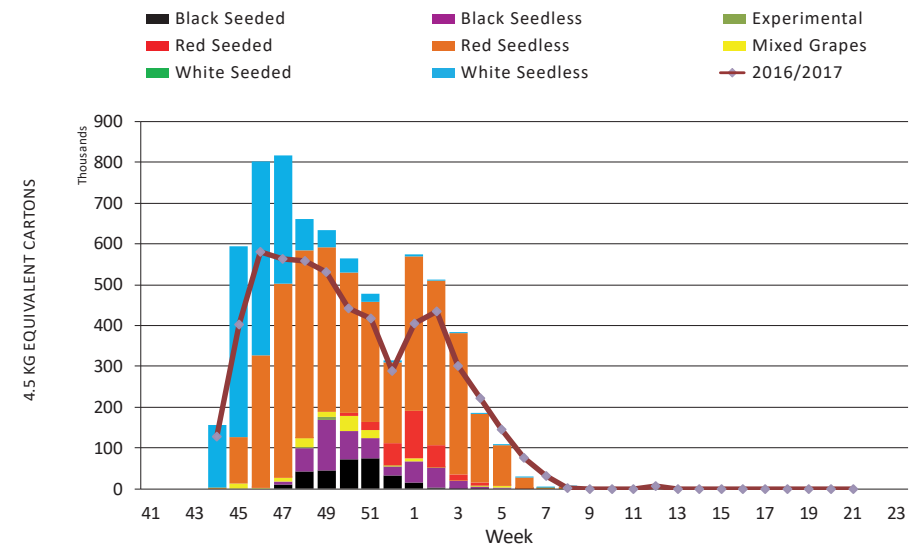
- Black Seeded Grapes
- Black Seedless Grapes
- Experimental
- Mixed Grapes
- Red Seeded Grapes
- Red Seedless Grapes
- White Seeded Grapes
- White Seedless Grapes



## REGIONAL DEVELOPMENT

(4.5 KG EQUIVALENT CARTONS)

VARIETY GROUP	2013/2014	2014/2015	2015/2016	2016/2017	2017/2018
Black Seeded	400 312	378 032	388 919	364 577	299 459
Black Seedless	314 088	314 536	283 863	386 988	456 737
Experimental	182 823	1 333	0		11 528
Mixed	73 010	41 032	99 736	178 905	132 089
Red Seeded	592 959	605 540	362 856	364 584	277 836
Red Seedless	1 426 018	1 754 278	2 189 421	2 868 143	4 053 498
White Seeded	13 163	43	3 734	1 400	22
White Seedless	1 081 226	1 415 931	1 402 729	1 373 188	1 597 593
<b>GRAND TOTAL</b>	<b>4 083 599</b>	<b>4 510 726</b>	<b>4 731 258</b>	<b>5 537 784</b>	<b>6 828 762</b>



## NORTHERN PROVINCES EMPLOYMENT

TOTAL NUMBER OF EMPLOYEES		
2017/2018	Seasonal	Permanent
		9 325



\*This figure represent the number of job opportunities created in this region.

## NORTHERN PROVINCES 2018 TOP CULTIVARS REGIONAL VINE CENSUS

CULTIVAR	NO OF VINES	TOTAL HECTARES	AGE 0-3	AGE 4-9	AGE 10-15	AGE 16+
Crimson Seedless	706 684	430	139	112	123	56
Tawny Seedless	373 180	255	122	132	0	0
Prime	529 134	299	53	6	84	155
Starlight	410 992	220	117	91	3	9
Flame Seedless	274 732	176	10	29	52	85
Redglobe	165 259	98	5	5	19	68
Sugrathirteen (Midnight Beauty®)	166 958	93	31	24	37	2
Black Gem	61 994	36	0	0	17	19
Sugranineteen (Scarlotta Seedless®)	131 914	68	58	10	0	0
Grapaes (Early Sweet®)	281 385	174	37	103	34	0
Other	438 222	248	114	50	22	63
<b>GRAND TOTAL</b>	<b>3 540 454</b>	<b>2 096</b>	<b>687</b>	<b>561</b>	<b>392</b>	<b>457</b>
% Split per age tier		100%	33%	27%	19%	22%

## NORTHERN PROVINCES REGIONAL CALENDAR

CULTIVARS	WEEK																
	44	45	46	47	48	49	50	51	52	1	2	3	4	5	6	7	8
Prime	Green	Green	Green	Green	Green	Green	Green	Green	Green	Green	Green	Green	Green				
Grapaes (Early Sweet®)	Green	Green	Green	Green	Green	Green	Green	Green	Green	Green	Green	Green	Green				
Starlight		Red	Red	Red	Red	Red	Red	Red	Red	Red	Red	Red	Red				
Tawny Seedless			Red	Red	Red	Red	Red	Red	Red	Red	Red	Red	Red				
Flame Seedless			Red	Red	Red	Red	Red	Red	Red	Red	Red	Red	Red				
Sugrathirteen (Midnight Beauty®)					Black	Black	Black	Black	Black	Black	Black	Black	Black				
Black Gem					Black	Black	Black	Black	Black	Black	Black	Black	Black				
Sugranineteen (Scarlotta Seedless®)							Red	Red	Red	Red	Red	Red	Red	Red	Red	Red	Red
Redglobe										Red	Red	Red	Red	Red	Red	Red	Red
Crimson Seedless										Red	Red	Red	Red	Red	Red	Red	Red

■ Black Grapes

■ Red Grapes

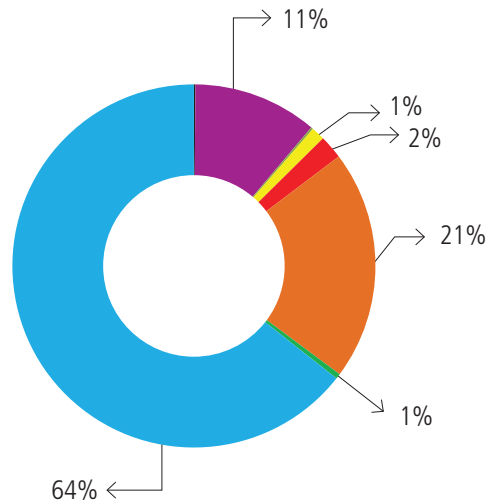
■ White Grapes

# ORANGE RIVER



## INTAKE PER CULTIVAR GROUP

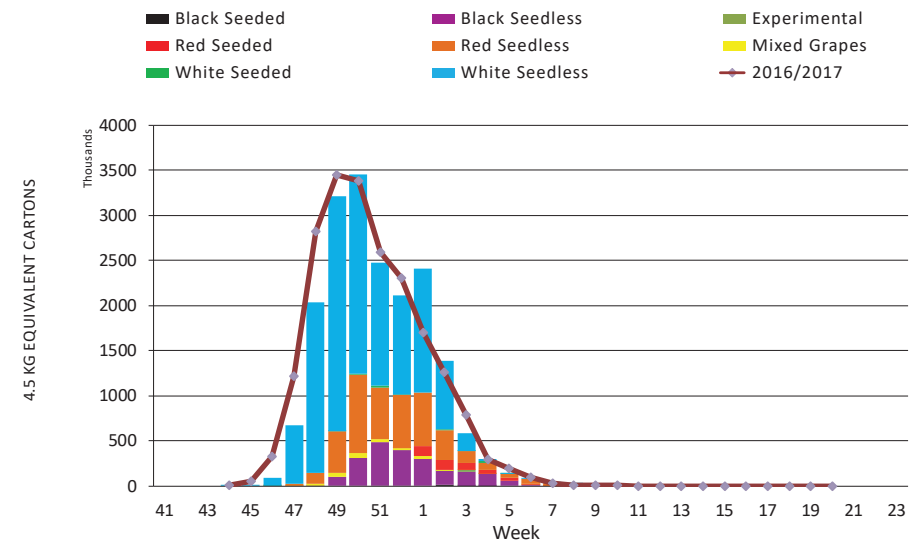
- Black Seeded Grapes
- Black Seedless Grapes
- Experimental
- Mixed Grapes
- Red Seeded Grapes
- Red Seedless Grapes
- White Seeded Grapes
- White Seedless Grapes



## REGIONAL DEVELOPMENT

(4.5 KG EQUIVALENT CARTONS)

VARIETY GROUP	2013/2014	2014/2015	2015/2016	2016/2017	2017/2018
Black Seeded	63 643	52 228	31 429	36 130	26 430
Black Seedless	993 865	1 216 134	1 620 429	2 204 231	2 101 921
Experimental	181 296	14 828	3 167	278	35 800
Mixed	90 057	126 509	196 268	180 962	230 500
Red Seeded	546 424	612 562	407 496	421 896	400 898
Red Seedless	2 136 649	2 748 330	3 248 134	4 010 491	3 892 202
White Seeded	453 647	370 900	259 520	222 484	87 174
White Seedless	10 653 380	12 545 235	12 876 162	13 456 043	12 240 717
<b>GRAND TOTAL</b>	<b>15 118 961</b>	<b>17 686 726</b>	<b>18 642 605</b>	<b>20 532 515</b>	<b>19 015 641</b>



## ORANGE RIVER EMPLOYMENT

TOTAL NUMBER OF EMPLOYEES		
2017/2018	Seasonal	Permanent
		16 926



\*This figure represent the number of job opportunities created in this region.

## ORANGE RIVER 2018 TOP CULTIVARS REGIONAL VINE CENSUS

CULTIVAR	NO OF VINES	TOTAL HECTARES	AGE 0-3	AGE 4-9	AGE 10-15	AGE 16+
Prime	2 421 548	1 248.53	69.46	340.32	344.08	494.67
Thompson Seedless	1 805 336	1 075.05	138.36	169.68	165.49	601.52
Sugraone (Superior Seedless®)	1 111 398	639.60	10.30	180.09	170.63	278.58
Flame Seedless	971 461	535.57	10.60	107.22	173.73	244.02
Sugrathirteen (Midnight Beauty®)	548 664	303.93	17.63	162.84	115.37	8.09
Grapaes (Early Sweet®)	652 463	325.09	25.91	279.07	20.11	0.00
Crimson Seedless	385 013	225.72	24.71	104.35	91.94	4.72
Ralli Seedless	338 972	172.13	50.36	100.38	21.09	0.30
Blagratwo (Melody™)	258 132	139.11	40.45	96.02	0.00	2.64
Redglobe	183 992	105.73	0.00	24.63	42.73	38.37
Tawny Seedless	210 864	110.01	101.10	8.91	0.00	0.00
Sugrasixteen (Sable Seedless®)	205 407	118.13	39.54	52.98	25.61	0.00
Sheegene 12 (Krissy™)	130 376	68.60	28.69	39.91	0.00	0.00
Sheegene 13 (Timco™)	223 781	116.27	91.13	25.14	0.00	0.00
IFG 68-175 (Sweet Celebration®)	221 873	117.39	64.19	53.20	0.00	0.00
Sheegene 3 (Magenta™)	80 336	39.01	20.78	18.23	0.00	0.00
Autumn Royal	88 984	44.26	0.00	14.52	29.74	0.00
Evan's Delight	110 251	52.76	21.09	31.67	0.00	0.00
IFG Nine (Jack's Salute®)	93 666	48.32	25.02	23.30	0.00	0.00
Sugranineteen (Scarlotta Seedless®)	64430	42.45	14.76	27.69	0.00	0.00
Other	1 141 150	615	365	130	56	67
<b>GRAND TOTAL</b>	<b>11 248 097</b>	<b>6 146.61</b>	<b>1 159.50</b>	<b>1 990.08</b>	<b>1 256.83</b>	<b>1 740.20</b>
% Split per age tier		100%	19%	32%	20%	28%

## ORANGE RIVER REGIONAL CALENDAR

CULTIVARS	WEEK																		
	44	45	46	47	48	49	50	51	52	1	2	3	4	5	6	7	8	9	10
Prime	■	■	■	■	■	■	■	■	■										
Grapaes (Early Sweet®)		■	■	■	■	■	■	■	■	■									
Flame Seedless				■	■	■	■	■	■	■	■								
Ralli Seedless					■	■	■	■	■	■	■	■	■	■	■	■			
Sugrasixteen (Sable Seedless®)					■	■	■	■	■	■									
Sugrathirteen (Midnight Beauty®)					■	■	■	■	■	■	■	■							
Tawny Seedless					■	■	■	■	■	■	■	■							
Evan's Delight					■	■	■	■	■	■	■	■							
IFG 68-175 (Sweet Celebration®)					■	■	■	■	■	■	■	■							
Sugraone (Superior Seedless®)					■	■	■	■	■	■	■	■							
Sheegene 3 (Magenta™)						■	■	■	■	■	■	■	■						
Thompson Seedless						■	■	■	■	■	■	■	■	■	■				
Blagratwo (Melody™)							■	■	■	■	■	■	■	■	■				
Crimson Seedless							■	■	■	■	■	■	■	■	■	■			
Sheegene 13 (Timco™)							■	■	■	■	■	■	■	■	■				
Sheegene 12 (Krissy™)							■	■	■	■	■	■	■	■	■				
IFG Nine (Jack's Salute®)								■	■	■	■	■	■	■	■				
Redglobe									■	■	■	■	■	■	■	■	■		
Sugranineteen (Scarlotta Seedless®)									■	■	■	■	■	■	■	■			
Autumn Royal										■	■	■	■	■	■	■	■	■	■

■ Black Grapes

■ Red Grapes

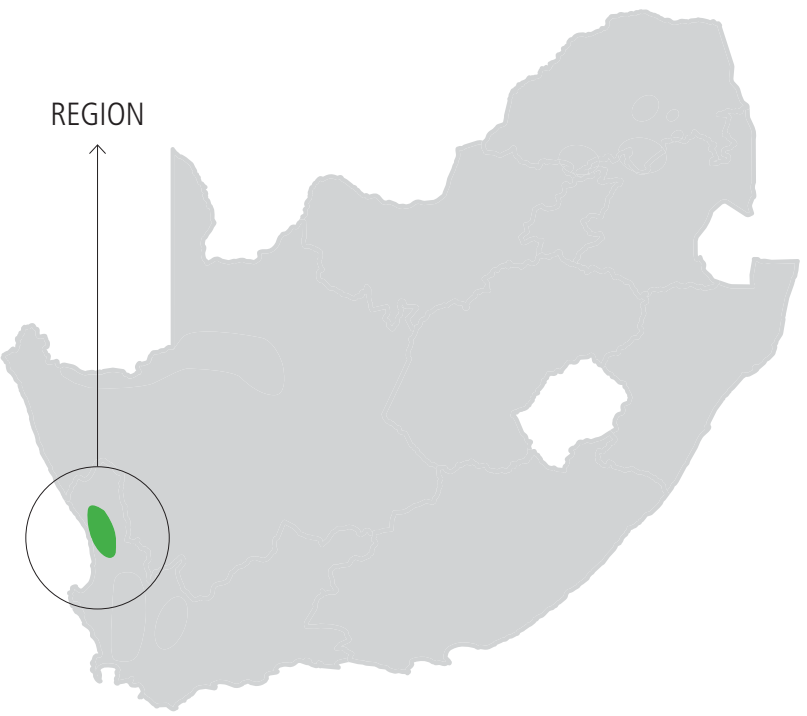
■ White Grapes

## REGIONAL DEVELOPMENT

(4.5 KG EQUIVALENT CARTONS)

# OLIFANTS RIVER

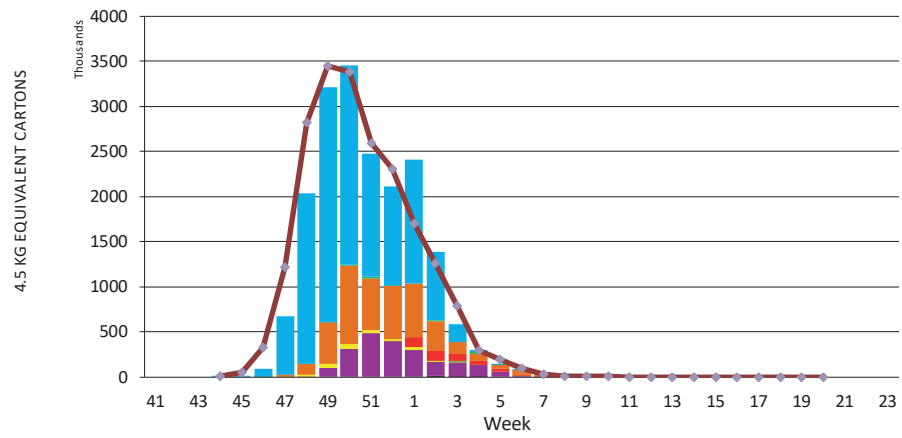
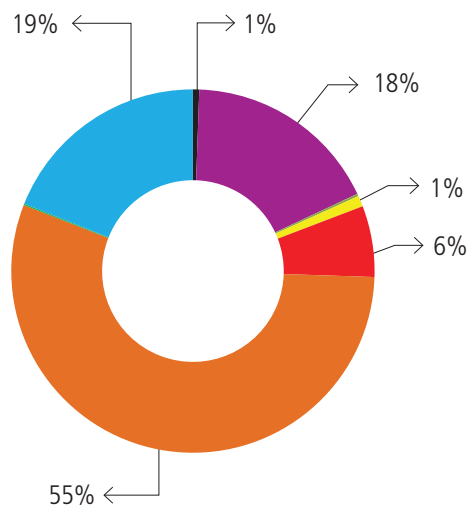
VARIETY GROUP	2013/2014	2014/2015	2015/2016	2016/2017	2017/2018
Black Seeded	186 442	191 770	129 220	55 670	15 646
Black Seedless	448 460	560 846	501 897	700 010	489 158
Experimental	65 508	90	0	0	6 038
Mixed	127	6 237	22 787	33 991	27 146
Red Seeded	648 129	615 803	400 831	574 054	177 304
Red Seedless	1 202 854	1 636 387	1 445 795	1 927 671	1 552 449
White Seeded	18 209	22 048	12 171	9 782	3 450
White Seedless	551 327	755 106	644 358	666 894	531 246
<b>GRAND TOTAL</b>	<b>3 121 056</b>	<b>3 788 287</b>	<b>3 157 059</b>	<b>3 968 073</b>	<b>2 802 436</b>



- Black Seeded
- Black Seedless
- Experimental
- Red Seeded
- Red Seedless
- Mixed Grapes
- White Seeded
- White Seedless
- 2016/2017

### INTAKE PER CULTIVAR GROUP

- Black Seeded Grapes
- Black Seedless Grapes
- Experimental
- Mixed Grapes
- Red Seeded Grapes
- Red Seedless Grapes
- White Seeded Grapes
- White Seedless Grapes



### OLIFANTS RIVER EMPLOYMENT

TOTAL NUMBER OF EMPLOYEES		
2017/2018	Seasonal	Permanent
	3 994	723



\*This figure represent the number of job opportunities created in this region.

## OLIFANTS RIVER 2018 TOP CULTIVARS REGIONAL VINE CENSUS

CULTIVAR	NO OF VINES	TOTAL HECTARES	AGE 0-3	AGE 4-9	AGE 10-15	AGE 16+
Crimson Seedless	485 988	254	46	101	100	7
Flame Seedless	226 692	130	5	29	53	43
Sugraone (Superior Seedless®)	186 585	67	0	26	13	27
Redglobe	151 326	81	3	27	17	35
Sugrathirteen (Midnight Beauty®)	121 799	69	24	6	36	4
Autumn Royal	108 148	60	0	49	11	0
Prime	82 591	43	5	16	8	14
Ralli Seedless	71 758	39	4	17	15	3
Thompson Seedless	78 520	44	10	14	3	17
Starlight	72 373	35	1	32	0	2
Other	899 946	496	285	171	18	22
<b>GRAND TOTAL</b>	<b>2 485 726</b>	<b>1 318</b>	<b>382</b>	<b>488</b>	<b>273</b>	<b>174</b>
% Split per age tier		100%	29%	37%	21%	13%

## OLIFANTS RIVER REGIONAL CALENDAR

CULTIVAR	WEEK															
	48	49	50	51	52	1	2	3	4	5	6	7	8	9	10	11
Prime	Green	Green	Green	Green	Green											
Flame Seedless		Red	Red	Red	Red	Red	Red	Red								
Starlight		Red	Red	Red	Red											
Sugraone (Superior Seedless®)				Red	Red	Red	Red	Red								
Sugrathirteen (Midnight Beauty®)				Black	Black	Black	Black	Black								
Ralli Seedless				Red	Red	Red	Red	Red								
Redglobe					Red	Red	Red	Red	Red	Red	Red	Red	Red	Red		
Thompson Seedless					Green	Green	Green									
Autumn Royal							Black	Black	Black	Black	Black	Black	Black	Black		
Crimson Seedless							Red	Red	Red	Red	Red	Red	Red	Red		

■ Black Grapes

■ Red Grapes

■ White Grapes

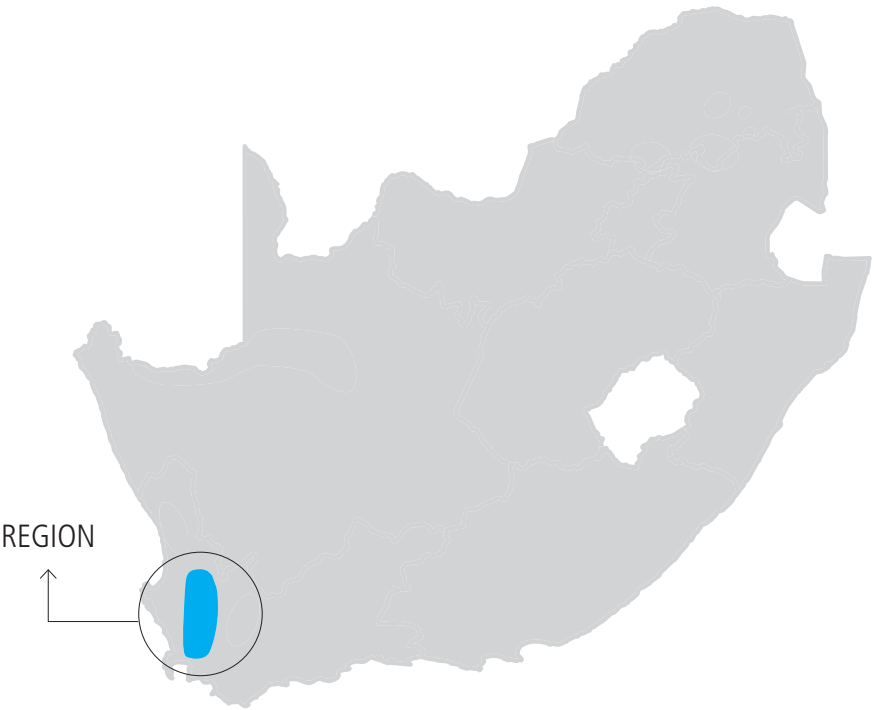


## REGIONAL DEVELOPMENT

(4.5 KG EQUIVALENT CARTONS)

## BERG RIVER

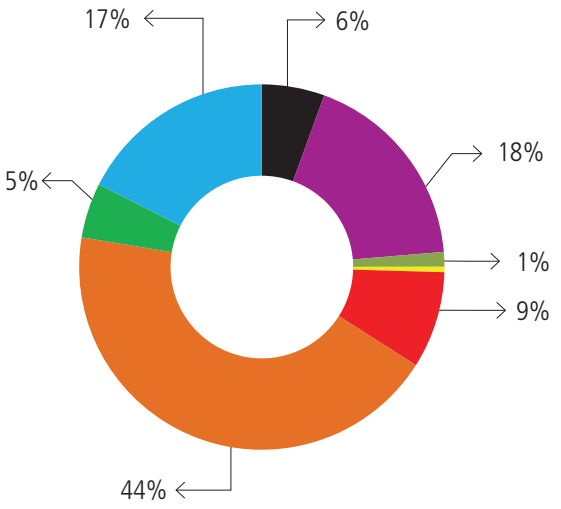
VARIETY GROUP	2013/2014	2014/2015	2015/2016	2016/2017	2017/2018
Black Seeded	1 321 869	1 434 440	1 117 385	970 095	724 725
Black Seedless	1 079 942	1 424 283	1 776 749	2 665 228	2 365 703
Experimental	567 624	20 677	14 181	1 867	169 351
Mixed	34 471	49 908	69 693	83 635	62 391
Red Seeded	2 190 763	1 831 673	1 466 667	2 027 272	1 118 827
Red Seedless	2 806 528	4 315 897	4 581 789	5 909 793	5 688 476
White Seeded	1 083 086	986 941	863 972	860 588	634 555
White Seedless	2 294 719	2 998 630	2 709 290	2 907 697	2 288 588
<b>GRAND TOTAL</b>	<b>11 379 002</b>	<b>13 062 449</b>	<b>12 599 726</b>	<b>15 426 175</b>	<b>13 052 616</b>



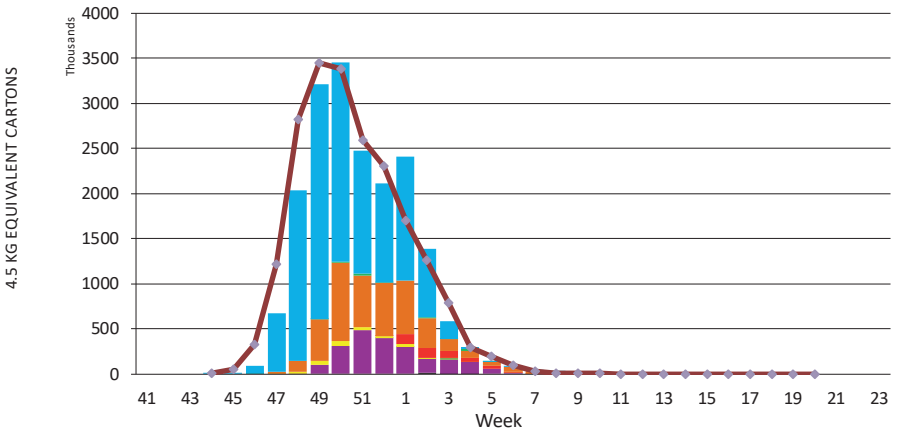
REGION

### INTAKE PER CULTIVAR GROUP

- Black Seeded Grapes
- Black Seedless Grapes
- Experimental
- Mixed Grapes
- Red Seeded Grapes
- Red Seedless Grapes
- White Seeded Grapes
- White Seedless Grapes



- Black Seeded
- Black Seedless
- Experimental
- Red Seeded
- Red Seedless
- Mixed Grapes
- White Seeded
- White Seedless
- 2016/2017



### BERG RIVER EMPLOYMENT

TOTAL NUMBER OF EMPLOYEES		
2017/2018	Seasonal	Permanent
		10 896



\*This figure represent the number of job opportunities created in this region.

## BERG RIVER 2018 TOP CULTIVARS REGIONAL VINE CENSUS

CULTIVAR	NO OF VINES	TOTAL HECTARES	AGE 0-3	AGE 4-9	AGE 10-15	AGE 16+
Crimson Seedless	1 532 671	916	301	364	133	118
Sugranineteen (Scarlotta Seedless®)	442 832	227	57	61	98	11
Redglobe	477 884	277	1	89	55	132
Thompson Seedless	343 350	226	14	64	13	135
Regal Seedless	327 837	177	12	4	15	146
Sugrathirteen (Midnight Beauty®)	442 832	227	57	61	98	11
Blagratwo (Melody™)	222 132	127	78	49	0	0
Dan-Ben-Hannah	167 923	99	0	26	7	67
Sugrathirtyfour (Adora Seedless®)	306 428	163	100	63	0	0
Tawny Seedless	363 627	199	158	38	0	4
Flame Seedless	222 334	122	0	32	83	7
Sheegene 20 (Allison™)	164 318	92	53	40	0	0
IFG 68-175 (Sweet Celebration®)	222 469	125	65	52	1	7
Autumn Royal	374 504	176	6	91	74	5
Sugrasixteen (Sable Seedless®)	215 939	118	49	31	36	1
Prime	204 210	101	1	15	8	78
African Delight	128 934	58	3	45	10	0
Sunred Seedless	207 988	112	0	0	1	111
Victoria	124 867	63	0	0	19	44
Starlight	167 496	80	2	61	17	0
Other	2 474 567	1 426	723	409	129	164
<b>GRAND TOTAL</b>	<b>9 135 142</b>	<b>5 109</b>	<b>1 678</b>	<b>1 592</b>	<b>797</b>	<b>1 042</b>
% Split per age tier		100%	33%	31%	16%	20%

## BERG RIVER REGIONAL CALENDAR

CULTIVAR	WEEK																									
	46	47	48	49	50	51	52	1	2	3	4	5	6	7	8	9	10	11	12	13	14	15	16	17	18	19
Prime																										
Flame Seedless																										
Sheegene 20 (Allison™)																										
Sugrathirteen (Midnight Beauty®)																										
Starlight																										
Victoria																										
Dan-Ben-Hannah																										
IFG 68-175 (Sweet Celebration®)																										
Tawny Seedless																										
Crimson Seedless																										
Redglobe																										
Regal Seedless																										
Sugrasixteen (Sable Seedless®)																										
Sunred Seedless																										
Thompson Seedless																										
Blagratwo (Melody™)																										
African Delight																										
Autumn Royal																										
Sugranineteen (Scarlotta Seedless®)																										
Sugrathirtyfour (Adora Seedless®)																										

■ Black Grapes      ■ Red Grapes      ■ White Grapes

# HEX RIVER

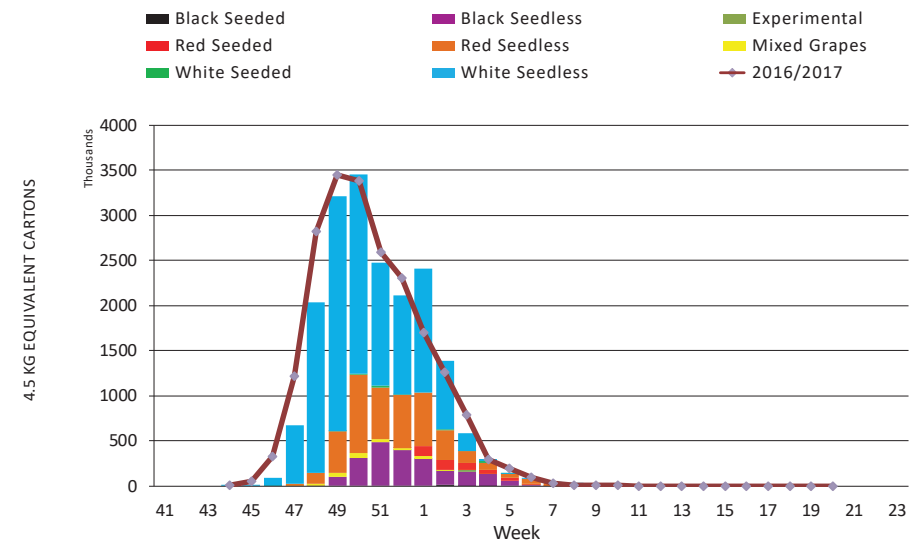
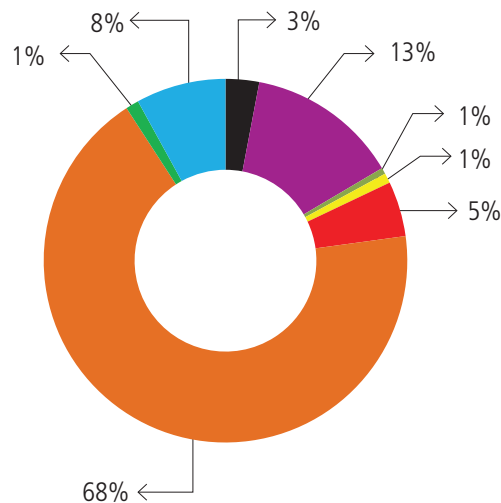


## REGIONAL DEVELOPMENT (4.5 KG EQUIVALENT CARTONS)

VARIETY GROUP	2013/2014	2014/2015	2015/2016	2016/2017	2017/2018
Black Seeded	1 712 921	1 714 402	1 124 143	892 763	608 347
Black Seedless	1 990 439	2 829 166	2 910 874	3 562 003	2 752 631
Experimental	335 795	20 936	5 697	3 323	112 760
Mixed	77 474	144 666	73 472	459 896	179 412
Red Seeded	1 735 531	1 601 957	1 248 029	1 271 422	997 676
Red Seedless	7 131 282	9 905 126	10 540 278	13 260 373	13 849 001
White Seeded	1 868 045	1 610 449	954 238	791 459	237 334
White Seedless	1 994 709	2 504 389	1 992 487	1 869 373	1 628 134
<b>GRAND TOTAL</b>	<b>16 846 196</b>	<b>20 331 091</b>	<b>18 849 218</b>	<b>22 110 612</b>	<b>20 365 295</b>

### INTAKE PER CULTIVAR GROUP

- Black Seeded Grapes
- Black Seedless Grapes
- Experimental
- Mixed Grapes
- Red Seeded Grapes
- Red Seedless Grapes
- White Seeded Grapes
- White Seedless Grapes



### HEX RIVER EMPLOYMENT

TOTAL NUMBER OF EMPLOYEES		
2017/2018	Seasonal	Permanent
		8 360



\*This figure represent the number of job opportunities created in this region.

## HEX RIVER 2018 TOP CULTIVARS REGIONAL VINE CENSUS

CULTIVAR	NO OF VINES	TOTAL HECTARES	AGE 0-3	AGE 4-9	AGE 10-15	AGE 16+
Crimson Seedless	4 808 998	2 520	476	1 102	535	408
Sugranineteen (Scarlotta Seedless®)	565 065	290	48	222	14	6
Autumn Royal	868 458	426	1	231	190	4
Redglobe	504 406	225	4	72	43	105
Sheegene 20 (Allison™)	346 065	186	85	98	0	3
Blagratwo (Melody™)	262 928	140	38	98	3	1
Tawny Seedless	312 377	155	116	39	0	1
Flame Seedless	397 604	187	1	34	106	45
Starlight	302 709	149	13	126	10	0
IFG 68-175 (Sweet Celebration®)	274 565	138	57	81	0	0
Sugrasixteen (Sable Seedless®)	282 598	154	75	19	57	4
Regal Seedless	286 303	113	0	0	14	99
Sugrathirteen (Midnight Beauty®)	140 821	72	5	11	56	0
Sugraone (Superior Seedless®)	191 301	112	1	81	24	6
Thompson Seedless	235 736	109	6	21	27	55
Sundance Seedless	224 830	107	20	43	38	6
La Rochelle	173 713	67	0	7	10	49
Sunred Seedless	95 271	53	0	3	0	50
Dauphine	365 128	151	0	2	46	104
Barlinka	184 524	80	0	1	9	70
Other	1 876 827	960	569	180	126	85
<b>GRAND TOTAL</b>	<b>12 700 227</b>	<b>6 394</b>	<b>1,513</b>	<b>2,470</b>	<b>1,309</b>	<b>1,101</b>
% Split per age tier		100%	24%	39%	20%	17%

## HEX RIVER REGIONAL CALENDAR

CULTIVAR	WEEK																						
	50	51	52	1	2	3	4	5	6	7	8	9	10	11	12	13	14	15	16	17	18	19	20
Flame Seedless		■	■	■	■	■	■	■	■	■													
Starlight		■	■	■	■	■	■	■	■	■													
Sugraone (Superior Seedless®)			■	■	■	■	■	■	■	■													
Sugrasixteen (Sable Seedless®)				■	■	■	■	■	■	■													
Sugrathirteen (Midnight Beauty®)				■	■	■	■	■	■	■	■	■	■	■	■	■	■	■	■	■	■	■	■
Tawny Seedless				■	■	■	■	■	■	■	■	■	■	■	■	■	■	■	■	■	■	■	■
Red Globe					■	■	■	■	■	■	■	■	■	■	■	■	■	■	■	■	■	■	■
Regal Seedless					■	■	■	■	■	■	■	■	■	■	■	■	■	■	■	■	■	■	■
Thompson Seedless					■	■	■	■	■	■	■	■	■	■	■	■	■	■	■	■	■	■	■
Autumn Royal					■	■	■	■	■	■	■	■	■	■	■	■	■	■	■	■	■	■	■
Crimson Seedless					■	■	■	■	■	■	■	■	■	■	■	■	■	■	■	■	■	■	■
IFG 68-175 (Sweet Celebration®)					■	■	■	■	■	■	■	■	■	■	■	■	■	■	■	■	■	■	■
Sunred Seedless					■	■	■	■	■	■	■	■	■	■	■	■	■	■	■	■	■	■	■
Blagratwo (Melody™)						■	■	■	■	■	■	■	■	■	■	■	■	■	■	■	■	■	■
Sheegene 20 (Allison™)						■	■	■	■	■	■	■	■	■	■	■	■	■	■	■	■	■	■
Sundance Seedless						■	■	■	■	■	■	■	■	■	■	■	■	■	■	■	■	■	■
Sugranineteen (Scarlotta Seedless®)							■	■	■	■	■	■	■	■	■	■	■	■	■	■	■	■	■
La Rochelle								■	■	■	■	■	■	■	■	■	■	■	■	■	■	■	■
Barlinka									■	■	■	■	■	■	■	■	■	■	■	■	■	■	■
Dauphine												■	■	■	■	■	■	■	■	■	■	■	■

■ Black Grapes      ■ Red Grapes      ■ White Grapes

## TOP TABLE GRAPE IMPORTING COUNTRIES MARKET SHARE

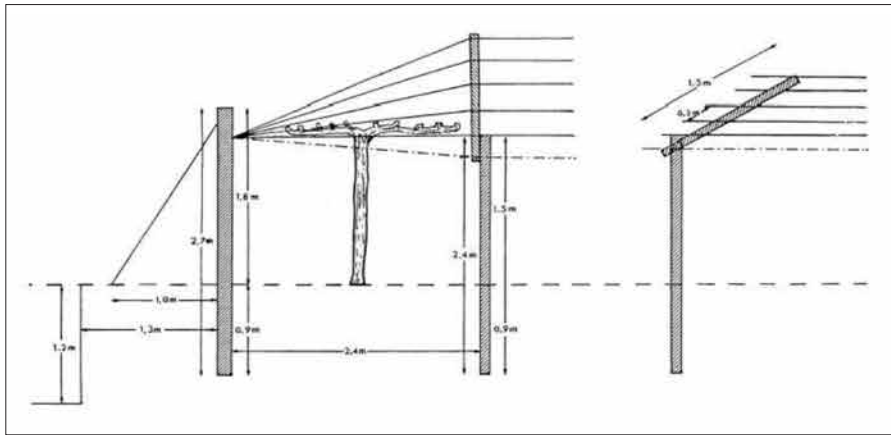
IMPORTERS	SHARE IN VALUE IN WORLD'S IMPORTS (PERCENTAGE)				
	2013	2014	2015	2016	2017
United States of America	13.4	12.8	15.4	15.8	16
Netherlands*	10.3	10.5	9.3	8.7	9
United Kingdom	9	9.5	8.8	8.6	7.9
Germany	8.5	8.5	8.3	8.1	7.8
China	5.3	6	6.3	6.6	5.8
Hong Kong, China	3.9	4.3	4.4	4.5	4.6
Canada	4.9	4.7	4.9	4.8	4.4
Russian Federation	5.5	4.2	3.1	2.3	4
France	2.9	2.7	2.6	2.6	2.7
Viet Nam	0.4	0.4	0.4	0.5	2.5
Indonesia	1	1.4	1.4	2	2.2
Poland	2.1	1.9	1.7	1.6	1.8
Thailand	1.1	1.1	1.4	1.6	1.7
Japan	1.5	1.3	1.5	1.8	1.6
Korea, Republic of	1.8	1.9	2.1	1.5	1.5
Mexico	1.6	1.6	1.6	1.4	1.5
Belgium	1.7	1.5	1.4	1.5	1.4
Spain	1	1.2	1	1	1
Austria	1	0.9	0.9	1	0.9
Saudi Arabia	0.7	0.7	0.8	0.9	0.9
Kazakhstan	0.4	1	0.9	0.9	0.9
Norway	1.1	1	0.9	0.9	0.8

\*RE-DISTRIBUTED IN EUROPE  
SOURCE: TRADE MAP, PRODUCT 080610 GRAPES FRESH

## TOP TABLE GRAPE EXPORTING COUNTRIES MARKET SHARE

EXPORTERS	SHARE IN VALUE IN WORLD'S EXPORTS (PERCENTAGE)				
	2013	2014	2015	2016	2017
Chile	18	16.8	15.6	15.8	13.5
United States of America	15	14.4	13.1	12.7	12.3
Netherlands	8.6	7.9	7.6	7.8	9.1
Italy	8.4	7.6	7.6	7.7	8.8
China	3.6	4.3	8.6	7.4	7.8
Peru	4.5	6.5	7.2	6.6	6.6
South Africa	5.3	5.8	6.9	5.5	6.5
Turkey	6.9	6.8	6	5.4	6.2
Hong Kong, China	2.9	3.2	3.6	3.7	3.7
Spain	3.3	3.5	3.5	3.3	3.3
Australia	2.1	2.3	2.2	3.5	3.1
Mexico	1.6	1.6	1.7	1.7	2.5
Egypt	1.9	2.5	2.5	2.2	2.4
Greece	2.4	2.4	1.9	1.7	1.9
Uzbekistan	0.5	1.2	1.4	1.6	1.7
Afghanistan	0.4	0.9	0.9	1	1.3
Iran, Islamic Republic of	3.2	2.7		3	1.1
Germany	1.2	1	0.9	0.9	1
Brazil	1.1	0.7	0.8	0.7	1
India	2.4	2.5	1.6	2.7	0.9
Namibia	0.3	0.3	0.3	0.3	0.7
Argentina	1.1	0.7	0.7	0.7	0.6

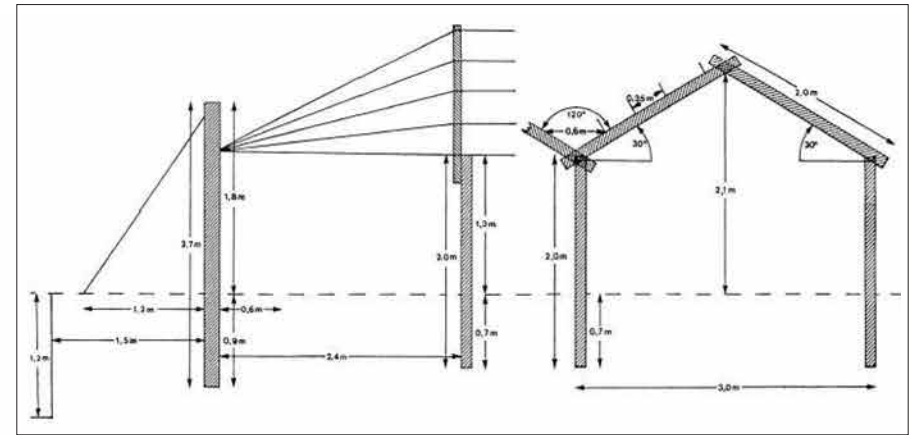
## COST OF TABLE GRAPE TRELLISING SYSTEMS



**SLANTING TRELLIS 1.5 M SLANTING POLE (R/HA)**

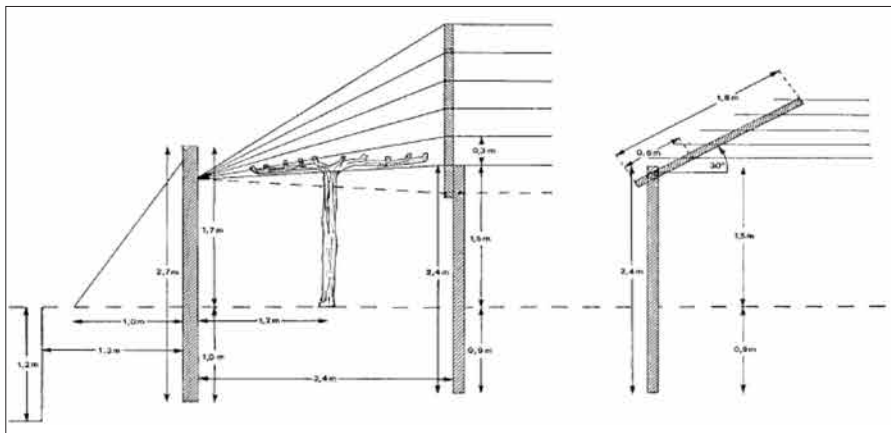
Type of system	Pole	Row-spacing				
		2.1	2.5	2.75	3	3.3
Slanting trellis – 1.5 m slanting pole	2.4m (50 - 75)	–	–	57 505	51 325	46 672

## COST OF TABLE GRAPE TRELLISING SYSTEMS



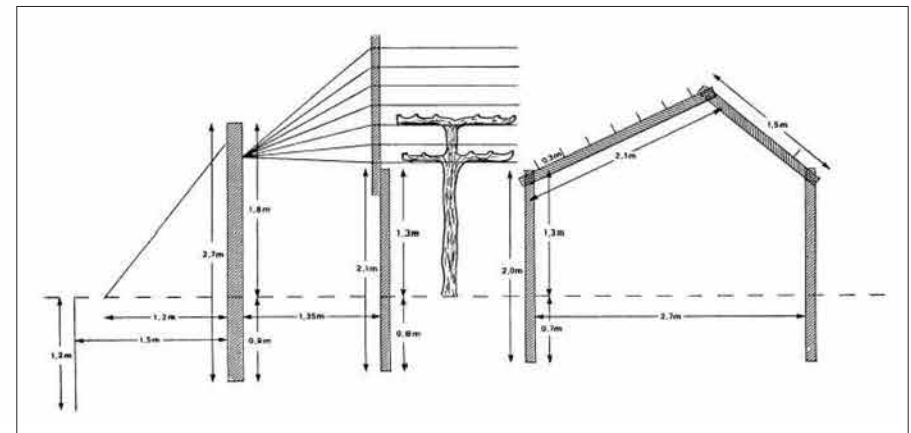
**GABLE SYSTEM (R/HA)**

Type of system	Pole	Row-spacing				
		2.1	2.5	2.75	3	3.3
Gable system	2.1m (75 - 100)	–	–	83 127	76 452	69 441



**SLANTING TRELLIS 1.8 M SLANTING POLE (R/HA)**

Type of system	Pole	Row-spacing				
		2.1	2.5	2.75	3	3.3
Slanting trellis – 1.8 m slanting pole	2.4m (50 - 75)	–	–	59 182	54 262	49 343



**FACTORY ROOF (R/HA)**

Type of system	Pole	Row-spacing				
		2.1	2.5	2.75	3	3.3
Factory roof	2.1m (75 - 100)	–	–	69 864	63 212	58 627

SOURCE: VINPRO, VAN DER MERWE & VAN DER MERWE, AND EUNICE AVENANT

## COST OF IRRIGATION SYSTEMS (R/HA)

SYSTEM	ROW SPACING (M)											
	1.80	1.90	2.00	2.10	2.20	2.30	2.40	2.50	2.60	2.75	3.00	3.30
Drip 0.6m Compensated	53 587	50 664	48 715	45 792	43 844	41 895	39 946	38 972	37 023	35 075	32 152	29 229
Drip 0.6m Non-Compensated	38 892	36 771	35 357	33 235	31 821	30 407	28 992	28 285	26 871	25 457	23 335	21 214
Drip 0.75m Compensated	48 325	45 689	43 932	41 296	39 539	37 782	36 024	35 146	33 388	31 631	28 995	26 359
Drip 0.75m Non-Compensated	36 049	34 083	32 772	30 806	29 495	28 184	26 873	26 218	24 907	23 596	21 629	19 663
Drip 1.0m Compensated	43 064	40 715	39 149	36 800	35 234	33 668	32 102	31 319	29 753	28 187	25 839	23 490
Drip 1.0m Non-Compensated	34 628	32 739	31 480	29 591	28 332	27 072	25 813	25 184	23 924	22 665	20 777	18 888
Micro (jet spray) Direct on polypipe	60 165	56 883	54 695	51 413	49 226	47 038	44 850	43 756	41 568	39 380	36 099	32 817
Micro (Rotate) on pen with soft pipe	68 429	64 697	62 208	58 476	55 987	53 499	51 011	49 767	47 278	44 790	41 057	37 325
Permanent sprinklers (12m x 12.5m)	31 378	31 378	31 378	31 378	31 378	31 378	31 378	31 378	31 378	31 378	31 378	31 378

SOURCE: VINPRO

## COST OF SOIL PREPARATION

TYPE OF ACTION	DRY COST (R / HA)		DIESEL USAGE	
	± 800mm depth	± 1200mm depth	± 800mm depth	± 1200mm depth
Rip easy soil (wide furrow width: ±1000mm*)	R8 800/ha	R9 900/ha	280 l/ha	320 l/ha
Rip difficult terrain and soil (narrow furrow widths: ±750mm**)	R10 900/ha	R11 600/ha	350 l/ha	450 l/ha
Rip and cross easy soil (wide furrow width)	R14 000/ha	R16 200/ha	560 l/ha	640 l/ha
Rip and cross difficult terrain and soil (narrow furrow width)	R16 500/ha	R19 900/ha	720 l/ha	880 l/ha
Deep mix and delve plough (without rip)	R14 500/ha	R17 400/ha	520 l/ha	650 l/ha
Rip and cross delve (narrow furrow width)	R20 500/ha	R24 400/ha	820 l/ha	950 l/ha
Single blade rip and 3 blade cross-mix rip	R12 500/ha	R14 600/ha	420 l/ha	490 l/ha
Spit delve full area (25 ton excavator)	R25 100/ha		950 l/ha	
Spit delve only on rows and ridging (25 ton excavator)	R9 000/ha		420 l/ha	
Ridging of rows with bulldozer (D5-D6 Cat)	R6 500/ha		280 l/ha	
Deforestation (D8 Cat)	R4 200 - 6 300/ha		140 - 250 l/ha	
Remove vines with wing (D8 Cat)	R3 500/ha		150 l/ha	
Excavator (Cat ±30 ton) - work tempo dependent on soil type	R550/hour		25 l/hour	

SOURCE: VINPRO







CREATING A PROGRESSIVE,  
EQUITABLE AND SUSTAINABLE  
TABLE GRAPE INDUSTRY

**South African Table Grape Industry (SATI)**

63 Main Street | Paarl | 7646 | Western Cape | South Africa

Tel: +27 21 863 0366 | Fax: + 27 21 863 0339 | Email: [info@satgi.co.za](mailto:info@satgi.co.za) | Website: [www.satgi.co.za](http://www.satgi.co.za)



SATIconline



@sati\_sa