



# STATISTICS BOOKLET

*Creating a progressive, equitable  
and sustainable table grape industry*

A large, decorative graphic element occupies the bottom half of the cover. It features a wavy, ribbon-like shape that transitions from a vibrant green on the left to a dark black on the right. The green section is filled with a pattern of small white dots and thin white lines, creating a textured, almost digital effect. The black section is also filled with small white dots, creating a starry or night sky appearance.

**2017**



Term	Definition
<b>Intake</b>	Produce inspected and passed for export
<b>Export</b>	Produce is seen as Exported once the ship leaves South Africa's shores
<b>Variety</b>	Cultivar
<b>PPECB</b>	Perishable Products Export Control Board
<b>Far East</b>	Japan, China, Hong Kong
<b>South East Asia</b>	Thailand, Vietnam, Singapore, Malaysia, Philippines, Cambodia, Myanmar, Laos, Brunei, Timor-Leste
<b>Asia</b>	Bangladesh, Cambodia, India, Indonesia, Sri Lanka

### Disclaimer

Neither SATI or our external sources can be held liable or accountable for any loss based on decisions or actions made from information provided in this booklet, while any benefit derived from it, is solely to the benefit of the user thereof.

### Compiled by

Joseph Lombardt

Information and Knowledge Manager

**Tel:** + 27 21 863 0366 | **Fax:** + 27 21 863 3039

# Contents



## NATIONAL INFORMATION

Overview: Regional & Market ..... 2–4



## PRODUCTION INFORMATION

2017 Vine Census ..... 5

2017 Top 20 Cultivars ..... 6



## INTAKES

..... 7–12



## EXPORTS

..... 13–21



## REGIONAL INFORMATION

### NORTHERN PROVINCES

..... 22–25

Regional Map

Production

Vine Census

Regional Calendar

### ORANGE RIVER

..... 26–29

Regional Map

Production

Vine Census

Regional Calendar

### OLIFANTS RIVER

..... 30–33

Regional Map

Production

Vine Census

Regional Calendar

### BERG RIVER

..... 34–37

Regional Map

Production

Vine Census

Regional Calendar

### HEX RIVER

..... 38–41

Regional Map

Production

Vine Census

Regional Calendar



## COST INFORMATION

..... 42–46



## GENERAL INFORMATION

..... 47–48



## SATI CONTACTS

..... 49

# 2016/2017 PRODUCTION OVERVIEW

## INTRODUCTION

The record harvest of 2016/2017 came to an end with all table grape regions recording record production volumes. The northern region experienced rain during the season while the southern region was gripped in similar hot and dry conditions as the previous season. However, none of these extreme conditions had an influence on the final volumes packed.

## NORTHERN PROVINCES

The region's production volumes looked promising at the beginning of the season, when they experienced good weather conditions. By mid-December the region's volumes were already 15.6% higher than the previous season. Between 40 mm and 100 mm rain fell during the last two weeks of 2016, which had a negative effect on the sugars of specifically Crimson Seedless. The region finished packing at the beginning of February ending their season on an all-time high with the total volume for the 2016/2017 exceeding all expectations.

## ORANGE RIVER

At the start of the season certain areas in this region experienced uneven berry setting bringing cause for some concern relating to the expected crop size. But by mid-January the region was already 33.1% ahead on the volume packed compared to the previous season, due to many new generation varieties that came into full production. Although the region received a bit of rain during the early part of 2017, the size of the crop was not significantly influenced. In general the season has gone well with very favourable weather conditions leading to good colouring of red grapes while white seedless still dominated the crop with a 66% share.

## OLIFANTS RIVER

Due to the drought this region saw the biggest drop in volumes (16.66%) between the 2015/2016 and the previous record year of 2014/2015. However, the vineyards seemed to have recovered well due to good winter rainfall. Farmers expected a better than normal crop with high volumes for the 2016/2017 season due to this positive outlook. However, the hot weather slowed colour development, which was the main cause of the slow packing of Flame. While the hot and dry weather conditions continued, the region experienced another setback as a water canal broke mid-way during harvesting. The lack of labour due to the harvesting of other commodities overlapping with the table grape season further contributed to the difficulty this region experienced during the 2016/2017 harvest.

## BERG RIVER

At the start of the season the region's main concern was the availability of water could become an even greater problem due to the low water reserves built up during the previous winter and the extremely low level of the ground water. The concern was also that the water shortage could



affect the quality and holding ability of the grapes as stems also tend to dry out more quickly during cooling. However, the region did experience a growth in volumes that could be ascribed to the planting of new varieties that delivered higher volumes early on. With the region returning to its pre-drought conditions the bigger berries also contributed towards the bigger than expected crop, 22% higher than last season. The main increase in volume was in red and black seedless grapes.

### HEX RIVER

The season started off well, with good volumes. The grapes were healthy and the quality looked good in general, although the Sugraone crop was slightly lighter than expected. Weather conditions were favourable with no rain during the harvest, while in general it had been a good volume year for all cultivars. Plantings of new cultivars were now coming into full production and the outlook for the season was positive. Mid-season varieties were much earlier than normal, resulting in a bit of a peak. Different varieties were ripening simultaneously, resulting in somewhat of a bottleneck in pack houses and cold storage facilities.



## 2016/2017 MARKET OVERVIEW

### INTRODUCTION

With the increase in the world supply of table grapes producers, marketers and exporters faced a lot of challenges during this season. The biggest challenge was the unstable and unfavourable exchange rate South African producers faced. During the height of the 2016/2017 season – compared to last season – the South African Rand was down 16.42% against the US Dollar, 29.33% against the Pound and 21.99% against the Euro. The exchange rate seemed to be the single biggest factor that had a negative effect on the farm gate income during the past season.

## UK AND EUROPEAN MARKETS

These are still South Africa's biggest markets taking 72% of the total crop produced during the 2016/2017 season. This is a decline of 10% compared to the 2015/2016 harvest. One of the main causes of the decline was the drop in the retail price in the UK, the Netherlands and Germany, these markets showed a drop of 3%, 6.5% and 5% respectively. Another very important factor that led to the price drop in these markets was the oversupply by all producing countries. The decline to these markets resulted in the Far East and Canada increasing their imports of SA table grapes in line with SATI's mission to diversify and deliver to other exciting growth markets.

## OTHER MARKETS

Exports to the Far East increased by 103% while exports to Canada increased by 114% compared to 2015/2016. Other markets that also grew significantly were Africa at 85%, Russia with 73% and the Middle East by 55% over the same period.



# 2017 NATIONAL VINE CENSUS

CULTIVAR	NO OF VINES	*TOTAL HECTARES	AGE 0-3	AGE 4-9	AGE 10-15	AGE 16+
Crimson Seedless	7 263 165	3 983	1 032	1 709	864	378
Prime	3 093 640	1 648	122	412	490	624
Red Globe	1 543 996	809	12	255	141	400
Thompson Seedless	2 475 127	1 460	197	280	212	771
Flame Seedless	2 047 218	1 113	17	315	427	354
Sugraone	1 648 885	912	47	335	219	311
Sugrathirteen	1 145 679	651	139	275	231	6
Autumn Royal	1 616 696	804	25	565	210	4
Sugranineteen	1 321 431	717	314	383	16	4
Grapaes	787 752	489	100	351	37	0
Tawny Seedless	1 170 709	657	604	48	1	4
Blagratwo (Melody)	707 959	415	282	126	3	4
Starlight	856 050	430	142	268	16	4
IFG Three (Sweet Celebration)	620 908	328	196	123	1	7
Sugrasixteen	674 428	372	165	140	62	5
Regal Seedless	706 066	344	12	16	56	261
Ralli Seedless	655 490	364	65	173	123	3
Sheegene 20 (Allison)	535 095	293	173	116	4	0
Dan Ben Hannah	247 857	149	0	45	18	86
Sunred Seedless	323 964	171	1	2	2	166
Other	6 980 066	3 566	1 791	780	445	550
<b>GRAND TOTAL</b>	<b>36 422 181</b>	<b>19 674</b>	<b>5 438</b>	<b>6 718</b>	<b>3 575</b>	<b>3 943</b>
<b>% SPLIT PER AGE TIER</b>		<b>100%</b>	<b>28%</b>	<b>34%</b>	<b>18%</b>	<b>20%</b>

\* TOTAL HECTARE DIFFER DUE TO ROUNDING

## REGIONAL GROWTH PER HECTARE

REGION	2008	2009	2010	2011	2012	2014	2015	2016	2017
Northern Provinces	1 196	1 198	794	997	998	1 250	1 449	1 577	1 737
Orange River	4 041	4 107	4 230	4 501	4 787	4 896	5 081	5 367	5 688
Olifants River	491	506	502	720	1 024	1 192	1 210	1 240	1 337
Berg River	3 647	3 637	3 743	3 288	3 421	3 706	4 053	4 237	4 459
Hex River	4 636	4 534	5 391	3 956	5 254	5 185	6 419	6 154	6 453
<b>GRAND TOTAL</b>	<b>14 011</b>	<b>13 982</b>	<b>14 660</b>	<b>13 462</b>	<b>15 484</b>	<b>16 229</b>	<b>18 212</b>	<b>18 575</b>	<b>19 674</b>

\* TOTAL HECTARE DIFFER DUE TO ROUNDING

2013: NO VINE CENSUS WAS CONDUCTED

## 2016/2017 TOTAL NUMBER OF EMPLOYEES PER REGION

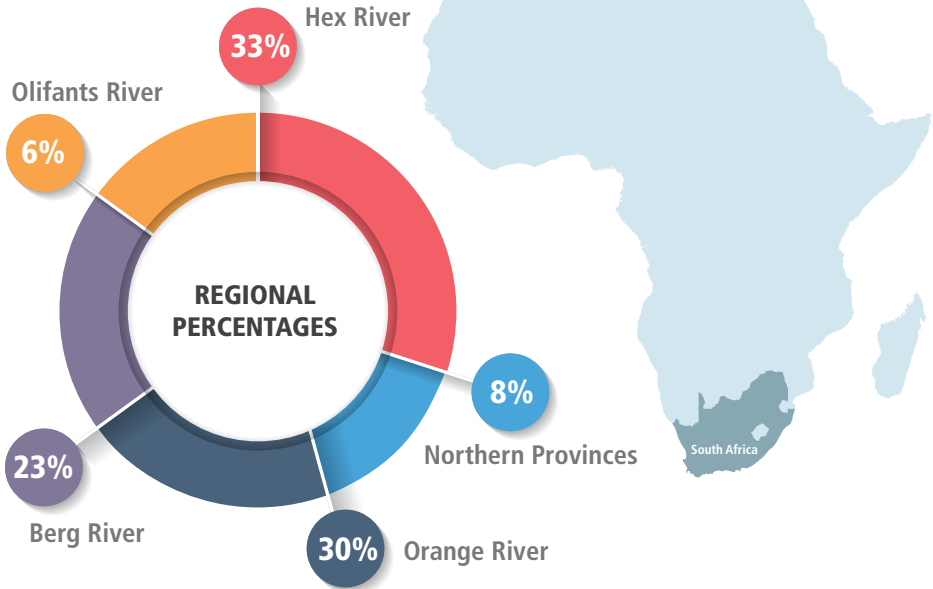
REGION	SEASONAL	PERMANENT
Northern Provinces	7 165	1 100
Orange River	12 415	1 415
Olifants River	4 488	804
Berg River	11 719	1 916
Hex River	7 467	3 104
<b>GRAND TOTAL</b>	<b>43 254</b>	<b>8 339</b>



# TOP 20 EXPORTED VARIETIES DURING THE 2016/2017 SEASON

CULTIVAR	CULTIVAR GROUP	DESCRIPTION
Crimson Seedless	Red Seedless	Attractive pink elongated berries, crispy excellent flavour.
Prime	White Seedless	The earliest South African cultivar, seedless, good berry size, crisp new season taste.
Red Globe	Red Seeded	Large berries, deep, wine red colour, fleshy, melting and sweet flavour.
Thompson Seedless	White Seedless	White, elongated berries, good bunches, fleshy, melting taste, outstanding quality and appearance.
Flame Seedless	Red Seedless	Red, attractive in colour, firm, pleasant taste, crispy eating experience.
Sugraone	White Seedless	Large berries, good shelf life slight muscat flavour when mature.
Sugrathirteen	Black Seedless	Early mid-season, large berry, black seedless variety. Excellent taste and flavour.
Autumn Royal	Black Seedless	Large, elongated purple-black berry with a crunchy skin, firm texture and a pleasant, distinctive flavour.
Sugranineteen	Red Seedless	Late ripening berries, that are crisp, juicy, and elliptical in shape.
Grapaes	White Seedless	Medium sized bunches, firm, consistent grapes, excellent, distinct "muscat" flavour.
Tawny Seedless	Red Seedless	Early red seedless variety, has large and firm berries.
Blagratwo (Melody)	Black Seedless	A highly productive grape variety, has large fully flavoured berries and crisp texture.
Starlight	Red Seedless	A mutation of Prime. It is a large berry red seedless variety that ripens early season.
IFG Three (Sweet Celebration)	Red Seedless	A large berry variety, highly productive with wonderful flavours.
Sugrasixteen	Black Seedless	Unique, fruity, muscat-type flavour, juicy, moderate firm flesh, and tough skin.
Regal Seedless	White Seedless	Early mid-season white, seedless, large crisp berries, good shelf life.
Ralli Seedless	Red Seedless	Berries are crisp and firm, short to long elliptical and seedless with a thick, slightly tough skin, and firm crisp flesh with a neutral flavour.
Sheegene 20 (Allison)	Red Seedless	Medium to large red coloured grapes.
Dan-ben-Hannah	Black Seeded	Large oval berries. Also known as Black Emperor in the Far East. Mid-season variety with very good taste.
Sunred Seedless	Red Seedless	Mid-season, round berries, deep maroon colour, crispy, firm and crunchy.

# REGIONAL MAP & PRODUCTION REGIONS



PRODUCTION 4.5KG EQUIVALENT CARTONS		
REGION OF ORIGIN	CULTIVAR GROUP	2016/2017
NORTHERN PROVINCES	Black Seeded	364 577
	Black Seedless	386 988
	Mixed	178 905
	Red Seeded	364 584
	Red Seedless	2 868 143
	White Seeded	1 400
	White Seedless	1 373 188
<b>NORTHERN PROVINCES TOTAL</b>		<b>5 537 784</b>
ORANGE RIVER	Black Seeded	36 130
	Black Seedless	2 204 231
	Experimental	278
	Mixed	180 962
	Red Seeded	421 896
	Red Seedless	4 010 491
	White Seeded	222 484
	White Seedless	13 456 043
<b>ORANGE RIVER TOTAL</b>		<b>20 532 515</b>

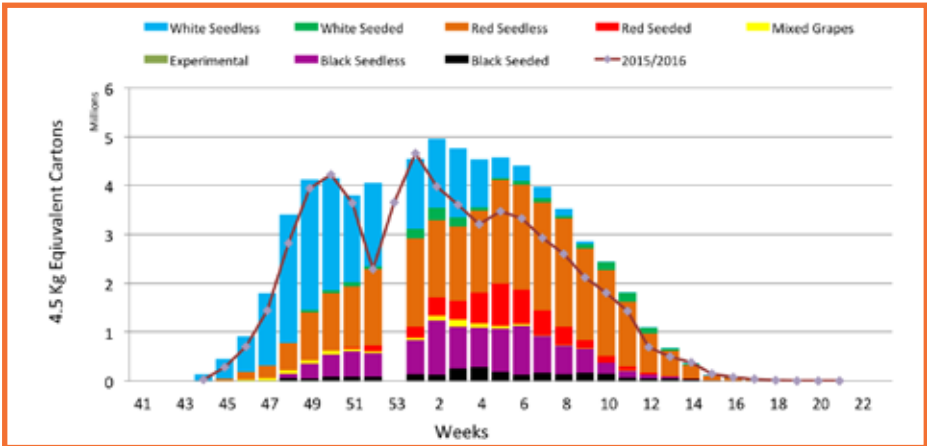




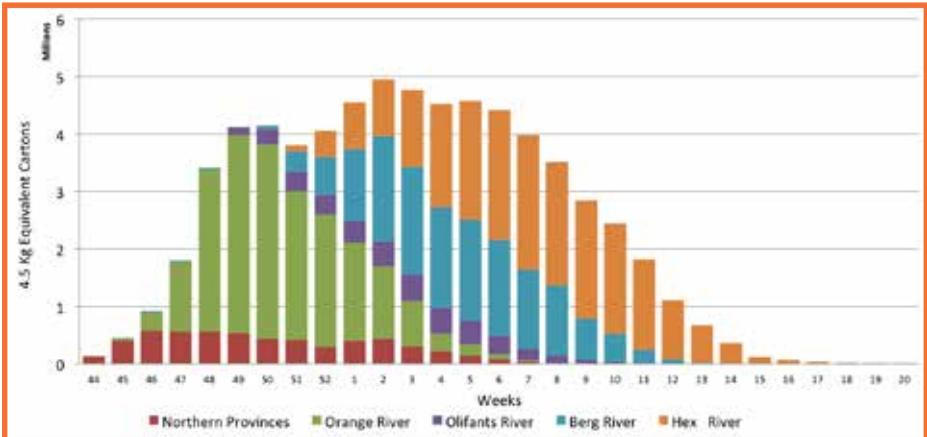
PRODUCTION 4.5KG EQUIVALENT CARTONS		
REGION OF ORIGIN	CULTIVAR GROUP	2016/2017
OLIFANTS RIVER	Black Seeded	55 670
	Black Seedless	700 010
	Mixed	33 991
	Red Seeded	574 054
	Red Seedless	1 927 671
	White Seeded	9 782
	White Seedless	666 894
<b>OLIFANTS RIVER TOTAL</b>		<b>3 968 073</b>
BERG RIVER	Black Seeded	970 095
	Black Seedless	2 665 228
	Experimental	1 867
	Mixed	83 635
	Red Seeded	2 027 272
	Red Seedless	5 909 793
	White Seeded	860 588
	White Seedless	2 907 697
<b>BERG RIVER TOTAL</b>		<b>15 426 175</b>
HEX RIVER	Black Seeded	892 763
	Black Seedless	3 562 003
	Experimental	3 323
	Mixed	459 896
	Red Seeded	1 271 422
	Red Seedless	13 260 373
	White Seeded	791 459
	White Seedless	1 869 373
<b>HEX RIVER TOTAL</b>		<b>22 110 612</b>
<b>GRAND TOTAL</b>		<b>67 575 159</b>

SOURCE: SATI AND PPECB 2016/2017

# WEEKLY INTAKE PER CULTIVAR GROUP



# WEEKLY INTAKE PER PRODUCTION REGION



SOURCE: SATI AND PPECB 2016/2017

# 5 YEAR REGIONAL INTAKE (4.5KG EQUIVALENT CARTONS)

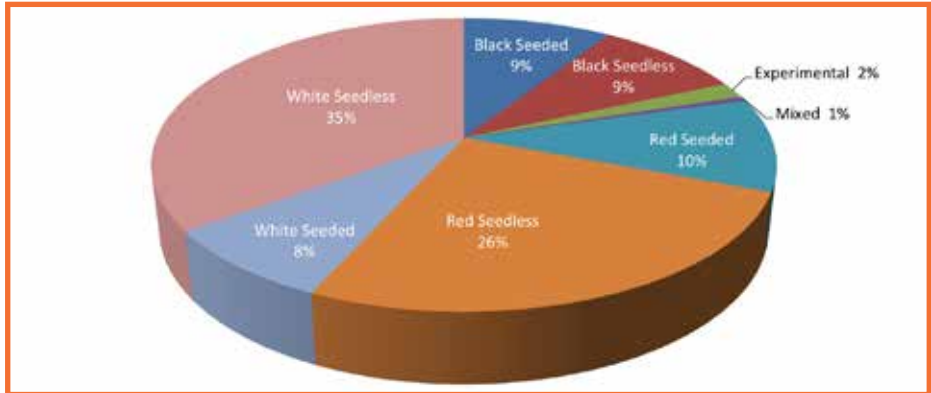
REGION NAME	VARIETY GROUP	2016/2017	2015/2016	2014/2015	2013/2014	2012/2013
NORTHERN PROVINCES	Black Seeded	364 577	381 919	378 032	400 312	472 838
	Black Seedless	386 988	283 863	314 536	314 088	274 797
	Experimental	0	7 000	1 333	182 823	188 086
	Mixed	178 905	99 551	41 032	73 010	45 737
	Red Seeded	364 584	362 856	605 540	592 959	706 962
	Red Seedless	2 868 143	2 189 378	1 754 278	1 426 018	1 368 965
	White Seeded	1 400	3 736	43	13 163	10 595
	White Seedless	1 373 188	1 402 628	1 415 931	1 081 226	1 087 668
<b>TOTAL</b>		<b>5 537 784</b>	<b>4 730 931</b>	<b>4 510 726</b>	<b>4 083 599</b>	<b>4 155 648</b>
ORANGE RIVER	Black Seeded	36 130	31 429	52 228	63 643	116 474
	Black Seedless	2 204 231	1 620 429	1 216 134	993 865	839 377
	Experimental	278	3 167	14 828	181 296	79 334
	Mixed	180 962	196 268	126 509	90 057	58 221
	Red Seeded	421 896	407 496	612 562	546 424	639 170
	Red Seedless	4 010 491	3 248 134	2 748 330	2 136 649	2 284 954
	White Seeded	222 484	259 520	370 900	453 647	430 423
	White Seedless	13 456 043	12 876 163	12 545 235	10 653 380	11 591 429
<b>TOTAL</b>		<b>20 532 515</b>	<b>18 642 606</b>	<b>17 686 726</b>	<b>15 118 961</b>	<b>16 039 382</b>
OLIFANTS RIVER	Black Seeded	55 670	126 357	191 770	186 442	180 194
	Black Seedless	700 010	501 897	560 846	448 460	463 503
	Experimental	0	2 863	90	65 508	43 689
	Mixed	33 991	22 787	6 237	127	15 422
	Red Seeded	574 054	400 831	615 803	648 129	440 012
	Red Seedless	1 927 671	1 445 795	1 636 387	1 202 854	976 330
	White Seeded	9 782	12 171	22 048	18 209	20 172
	White Seedless	666 894	644 358	755 106	551 327	586 619
<b>TOTAL</b>		<b>3 968 073</b>	<b>3 157 059</b>	<b>3 788 287</b>	<b>3 121 056</b>	<b>2 725 942</b>
BERG RIVER	Black Seeded	970 095	1 117 385	1 434 440	1 321 869	1 713 307
	Black Seedless	2 665 228	1 776 749	1 424 283	1 079 942	1 218 214
	Experimental	1 867	14 181	20 677	567 624	420 177
	Mixed	83 635	69 693	49 908	34 471	94 975
	Red Seeded	2 027 272	1 466 667	1 831 673	2 190 763	2 032 653
	Red Seedless	5 909 793	4 581 789	4 315 897	2 806 528	2 566 851
	White Seeded	860 588	863 972	986 941	1 083 086	1 347 977
	White Seedless	2 907 697	2 709 290	2 998 630	2 294 719	3 278 014
<b>TOTAL</b>		<b>15 426 175</b>	<b>12 599 726</b>	<b>13 062 449</b>	<b>11 379 002</b>	<b>12 672 168</b>
HEX RIVER	Black Seeded	892 763	1 124 143	1 714 402	1 712 921	2 425 283
	Black Seedless	3 562 003	2 910 874	2 829 166	1 990 439	2 114 045
	Experimental	3 323	5 697	20 936	335 795	190 821
	Mixed	459 896	73 472	144 666	77 474	90 821
	Red Seeded	1 271 422	1 248 029	1 601 957	1 735 531	1 763 371
	Red Seedless	13 260 373	10 540 278	9 905 126	7 131 282	6 624 292
	White Seeded	791 459	954 238	1 610 449	1 868 045	2 560 199
	White Seedless	1 869 373	1 992 487	2 504 389	1 994 709	2 517 893
<b>TOTAL</b>		<b>22 110 612</b>	<b>18 849 218</b>	<b>20 331 091</b>	<b>16 846 196</b>	<b>18 286 725</b>
<b>GRAND TOTAL</b>		<b>67 575 159</b>	<b>57 979 539</b>	<b>59 379 279</b>	<b>50 548 814</b>	<b>53 879 865</b>

SOURCE: SATI AND PPECB 2016/2017

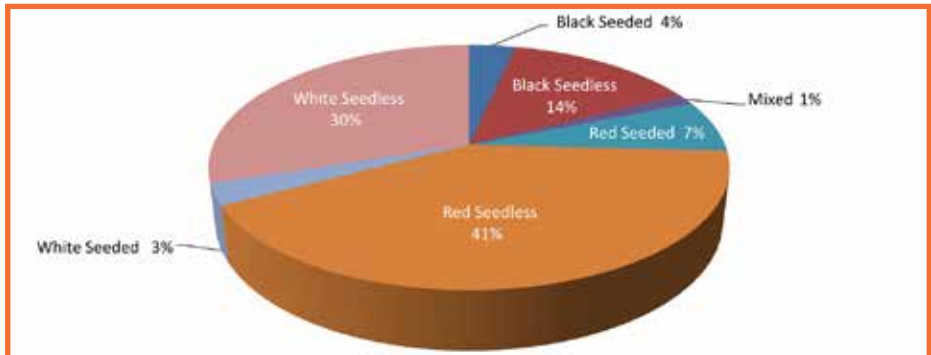
# 5 YEAR NATIONAL PRODUCTION PER VARIETY GROUP (4.5KG EQUIVALENT CARTONS)

CULTIVAR GROUPS	2012/2013	2013/2014	2014/2015	2015/2016	2016/2017
Black Seeded	4 938 159	3 685 187	3 770 872	2 781 233	2 319 235
Black Seedless	4 932 839	4 826 794	6 344 965	7 093 812	9 518 460
Experimental	922 107	1 333 046	57 863	32 908	5 468
Mixed	305176	275139	368 351	461 771	937 388
Red Seeded	5 519 309	5 713 806	5 267 536	3 885 880	4 659 229
Red Seedless	13 951 449	14 703 331	20 360 019	22 005 374	27 976 472
White Seeded	4 410 595	3 436 150	2 990 382	2 093 636	1 885 713
White Seedless	18 875 499	16 575 361	20 219 291	19 624 925	20 273 194
<b>GRAND TOTAL</b>	<b>53 879 865</b>	<b>50 548 814</b>	<b>59 379 279</b>	<b>57 979 539</b>	<b>67 575 159</b>

## 2012/2013 CULTIVAR GROUP SPLIT



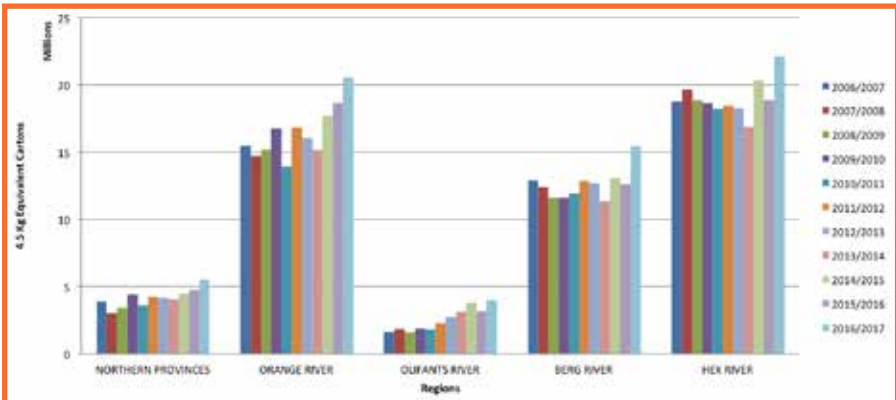
## 2016/2017 CULTIVAR GROUP SPLIT



SOURCE: SATI AND PPECB 2016/2017



# PRODUCTION PER REGION (4.5KG) EQUIVALENT CARTONS



YEAR	NORTHERN PROVINCES	ORANGE RIVER	OLIFANTS RIVER	BERG RIVER	HEX RIVER	TOTAL
2006/2007	3 902 818	15 488 027	1 608 289	12 916 933	18 726 013	52 642 080
2007/2008	3 017 631	14 697 207	1 826 264	12 384 168	19 646 754	51 572 024
2008/2009	3 438 559	15 192 418	1 574 661	11 596 689	18 869 156	50 671 483
2009/2010	4 390 078	16 765 935	1 887 890	11 611 827	18 637 409	53 293 139
2010/2011	3 577 691	13 942 163	1 778 351	11 926 291	18 226 227	49 450 723
2011/2012	4 254 172	16 825 150	2 271 622	12 874 316	18 431 899	54 657 159
2012/2013	4 155 648	16 039 382	2 725 942	12 672 168	18 286 725	53 879 865
2013/2014	4 083 599	15 118 961	3 121 056	11 379 002	16 846 196	50 548 814
2014/2015	4 510 726	17 686 726	3 788 287	13 062 449	20 331 091	59 379 279
2015/2016	4 730 931	18 642 606	3 157 059	12 599 726	18 849 217	57 979 539
2016/2017	5 537 784	20 532 515	3 968 073	15 426 175	22 110 612	67 575 160

SOURCE: SATI AND PPECB 2016/2017

NATIONAL CULTIVAR CHANGES 2006/2007 vs 2016/2017 TOP CULTIVARS			
2006/2007		2016/2017	
Red Globe	6 489 440	Crimson Seedless	13 525 415
Thompson Seedless	6 443 939	Prime	7 511 537
Sugraone	5 224 398	Thompson Seedless	4 767 183
Dauphine	5 099 890	Red Globe	4 222 062
Prime	4 881 451	Flame Seedless	3 609 147
Crimson Seedless	3 952 006	Sugraone	3 187 249
Flame Seedless	3 038 450	Autumn Royal	2 870 454
Regal Seedless	2 667 165	Sugrathirteen	3 100 955
Barlinka	2 108 858	Sugranineteen	2 580 398
Sunred Seedless	2 072 053	Tawny Seedless	1 630 261
La Rochelle	2 018 654	Blagratwo (Melody)	1 458 706
Victoria	1 642 988	Starlight	1 382 655
Dan-ben-Hannah	1 466 435	Grapaes	2 293 019
Waltham Cross	1 315 435	Regal Seedless	1 188 301
Alphonse Lavalle	1 053 163	IFG Three (Sweet Celebration)	1 154 684
Bonheur	889 497	Ralli Seedless	989 480
Black Gem	522 881	Sugrasixteen	1 195 334
Sugrathirteen	251 238	Sheegene 20 (Allison)	949 275
Muscat Delight	135 939	Dan-ben-Hannah	787 084
Majestic	122 939	Victoria	747 926
Other	1245260	Other	8 424 034
<b>GRAND TOTAL</b>	<b>52 642 080</b>	<b>GRAND TOTAL</b>	<b>67 575 159</b>



# FIVE YEAR EXPORT MARKET SPLIT (4.5KG EQUIVALENT CARTONS)

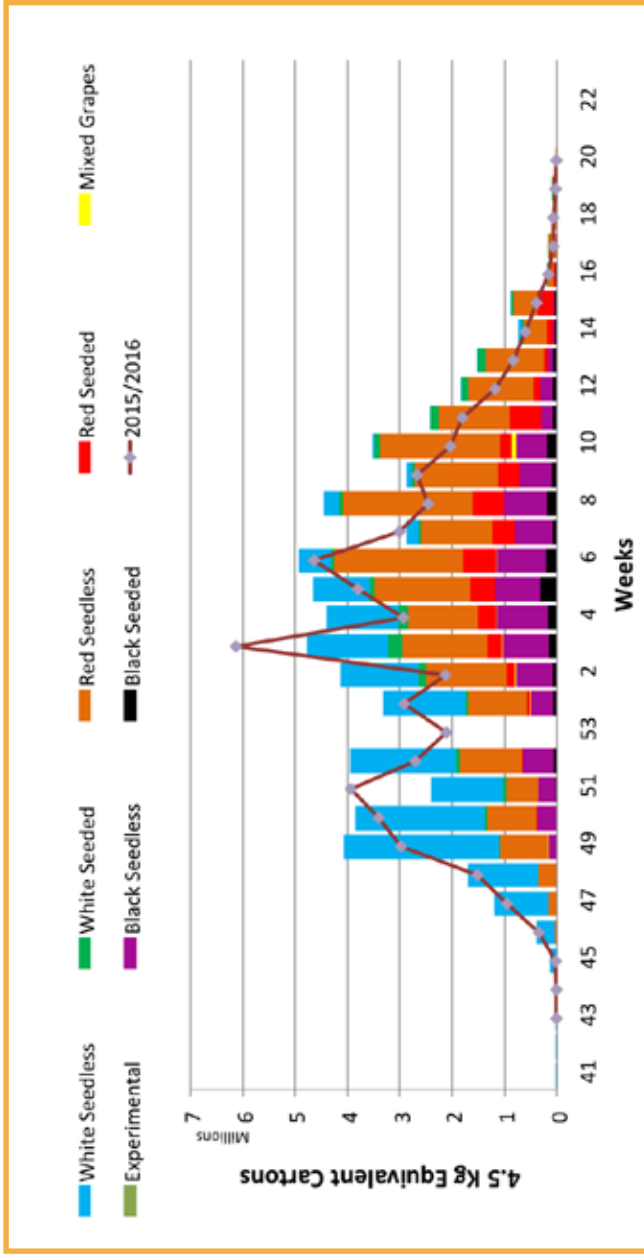
MARKET	CULTIVAR GROUP	2016/2017	2015/2016	2014/2015	2013/2014	2012/2013
AFRICA	Black Seeded	8 617	19 052	5 517	6 404	19 832
	Black Seedless	34 609	5 868	18 382	3 938	10 693
	Experimental	3 684	0	25 220	28 862	29 440
	Mixed		1 108	3 297	3 778	3 040
	Red Seeded	757 422	303 600	307 539	373 446	328 248
	Red Seedless	372 639	357 498	315 462	145 998	178 999
	White Seeded	43 099	1 236	4 740	7 503	7 328
	White Seedless	98 297	26 050	25 375	18 282	32 486
<b>AFRICA TOTAL</b>		<b>1 318 368</b>	<b>714 413</b>	<b>705 532</b>	<b>588 211</b>	<b>610 066</b>
CANADA	Black Seeded	262	4 674	3 476	3 260	16 296
	Black Seedless	116 942	60 864	42 502	65 367	57 271
	Experimental		0	0	3 260	0
	Mixed		0	12 008	3 260	19 423
	Red Seeded	180	1 714	3 160	805	20 800
	Red Seedless	1 127 004	533 766	117 236	52 816	94 838
	White Seeded	1 661	0	0	0	0
	White Seedless	954 030	424 358	220 546	196 413	105 096
<b>CANADA TOTAL</b>		<b>2 200 079</b>	<b>1 025 376</b>	<b>398 928</b>	<b>325 181</b>	<b>313 724</b>
EUROPEAN UNION	Black Seeded	1 229 251	1 972 224	2 451 715	2 367 564	3 211 259
	Black Seedless	3 723 748	2 577 521	2 510 754	1 950 157	1 669 577
	Experimental		34 615	136 079	774 509	580 396
	Mixed	47 249	509 203	386 471	410 363	662 948
	Red Seeded	1 401 766	1 344 586	2 142 789	1 945 944	2 268 037
	Red Seedless	11 814 698	9 884 367	10 001 890	7 017 449	5 844 963
	White Seeded	1 413 144	1 551 919	2 297 212	2 719 352	3 384 286
	White Seedless	12 173 858	12 688 468	13 938 812	11 332 570	11 339 471
<b>EUROPE TOTAL</b>		<b>31 803 716</b>	<b>30 562 903</b>	<b>33 865 721</b>	<b>28 517 908</b>	<b>28 960 937</b>
FAR EAST	Black Seeded	180	11 529	17 696	25 928	51 044
	Black Seedless	1 730 330	906 215	880 920	615 665	820 867
	Experimental		779	9 480	105 084	160
	Mixed	15 804	46 030	42 818	11 397	92 640
	Red Seeded	38 818	15 923	102 677	92 902	88 346
	Red Seedless	2 191 245	1 067 610	1 235 497	1 036 426	1 269 989
	White Seeded	6 460	2 292	3 318	0	3 200
	White Seedless	821 014	304 950	355 676	379 666	665 725
<b>FAR EAST TOTAL</b>		<b>4 803 851</b>	<b>2 355 329</b>	<b>2 648 082</b>	<b>2 267 068</b>	<b>2 991 971</b>
INDIAN OCEAN ISLANDS	Black Seeded	35 409	15 837	23 828	33 000	23 777
	Black Seedless	27 875	23 547	22 760	22 752	32 540
	Experimental		0	0	3 789	800
	Mixed		3 761	882	1 630	6 942
	Red Seeded	70 190	98 137	93 503	98 102	80 436
	Red Seedless	148 352	155 205	131 136	126 547	97 715
	White Seeded	8 646	8 337	12 591	18 270	14 240
	White Seedless	30 435	44 454	53 779	36 548	63 111
<b>INDIAN OCEAN ISL. TOTAL</b>		<b>320 907</b>	<b>349 277</b>	<b>338 479</b>	<b>340 638</b>	<b>319 561</b>



MARKET	CULTIVAR GROUP	2016/2017	2015/2016	2014/2015	2013/2014	2012/2013
<b>MIDDLE EAST</b>	Black Seeded	226 434	333 198	397 559	418 463	495 299
	Black Seedless	228 828	99 411	118 506	52 754	43 805
	Experimental		1 091	12 798	42 385	5 436
	Mixed	11 322	22 934	7 402	28 466	54 214
	Red Seeded	1 240 512	710 536	1 084 729	1 196 984	1 000 917
	Red Seedless	814 592	303 001	308 322	182 236	182 797
	White Seeded	100 962	45 338	42 782	28 688	80 101
	White Seedless	1 228 831	970 040	786 847	634 924	873 519
	<b>MIDDLE EAST TOTAL</b>		<b>3 851 481</b>	<b>2 485 549</b>	<b>2 758 945</b>	<b>2 584 810</b>
<b>RUSSIAN FEDERATION</b>	Black Seeded	354 513	200 190	271 173	305 101	320 502
	Black Seedless	126 234	60 047	160 452	48 932	71 434
	Experimental	15 384	0	0	16 657	6 400
	Mixed	58 963	6 858	3 160	10 758	17 508
	Red Seeded	235 706	98 455	176 449	155 540	256 930
	Red Seedless	272 718	71 956	143 919	129 056	136 317
	White Seeded	196 870	108 043	195 447	301 909	400 698
	White Seedless	357 085	387 664	265 938	343 868	248 277
<b>RUSSIAN FED TOTAL</b>		<b>1 617 473</b>	<b>933 214</b>	<b>1 216 539</b>	<b>1 311 821</b>	<b>1 458 066</b>
<b>UNITED KINGDOM</b>	Black Seeded	5 436	23 954	28 766	46 863	39 967
	Black Seedless	2 168 696	2 256 979	1 656 071	1 407 040	1 124 656
	Experimental		14 667	40 888	378 948	165 834
	Mixed	64 734	167 979	80 056	158 897	179 646
	Red Seeded	123 839	173 821	182 168	166 645	83 676
	Red Seedless	9 095 252	8 689 033	7 506 748	5 500 404	4 774 972
	White Seeded	5 712	24 504	15 165	16 626	33 443
	White Seedless	3 925 563	4 387 979	4 327 555	3 841 580	4 673 658
	<b>UNITED KINGDOM TOTAL</b>		<b>15 389 232</b>	<b>15 738 916</b>	<b>13 837 417</b>	<b>11 517 003</b>
<b>SOUTH EAST ASIA</b>	Black Seeded	57 063	70 267	106 924	88 203	158 718
	Black Seedless	1 330 595	850 976	976 593	743 084	883 263
	Experimental		8 092	5 688	41 952	0
	Mixed		41 461	58 593	35 193	106 975
	Red Seeded	345 676	512 018	598 158	976 313	672 569
	Red Seedless	908 839	648 450	631 572	652 582	881 665
	White Seeded	6 300	3 920	2 054	3 423	17 378
	White Seedless	529 233	338 119	381 368	288 741	427 797
<b>SOUTH EAST ASIA TOTAL</b>		<b>3 177 705</b>	<b>2 473 303</b>	<b>2 760 950</b>	<b>2 829 491</b>	<b>3 148 365</b>
<b>USA</b>	Black Seeded	2 880	3 116	6 004	6 520	12 800
	Black Seedless	17 732	0	0	2 445	0
	Experimental		0	0	0	0
	Mixed		0	0	815	0
	Red Seeded		0	0	0	0
	Red Seedless	61 572	9 348	3 476	0	9 600
	White Seeded	4 399	0	0	163	0
	White Seedless	48 299	9 136	4 920	19 234	6 400
	<b>USA TOTAL</b>		<b>134 882</b>	<b>21 600</b>	<b>14 400</b>	<b>29 177</b>
<b>OTHER</b>	Black Seeded	19 360				
	Black Seedless	57 181				
	Experimental					
	Mixed					
	Red Seeded	719 342				
	Red Seedless	17 585				
	White Seeded	3 600				
White Seedless	13 678					
<b>OTHER TOTAL</b>		<b>830 747</b>				
<b>GRAND TOTAL</b>		<b>65 448 439</b>	<b>56 659 880</b>	<b>58 544 992</b>	<b>50 311 308</b>	<b>51 643 430</b>

SOURCE: SATI AND AGRIHUB 2016/2017, SATI AND PPECB 2012/2013-2015/2016

# NATIONAL EXPORT GRAPH



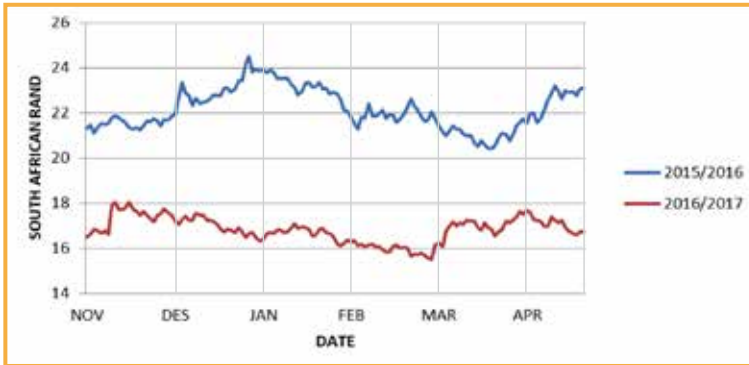
SOURCE: SATI AND AGRIHUB 2016/2017, SATI AND PPECB 2012/2013-2015/2016

# EXCHANGE RATE TRENDS

RAND/ CANADIAN DOLLAR **NOV 2015 – MAY 2016** VS **NOV 2016 – MAY 2017**



RAND/POUND **NOV 2015 – MAY 2016** VS **NOV 2016 – MAY 2017**



RAND/EURO **NOV 2015 – MAY 2016** VS **NOV 2016 – MAY 2017**



SOURCE: SOUTH AFRICAN RESERVE BANK

# WEEKLY AVERAGE UK RETAIL PRICE PER KG COMPARISON DURING THE 2016/2017 SEASON

WEEKS	POUND STERLING (£) PRICE			HISTORICAL EXCHANGE RATE RAND/POUND	RAND (R) PRICE		
	WHITE VARIETIES	RED VARIETIES	BLACK VARIETIES		WHITE VARIETIES	RED VARIETIES	BLACK VARIETIES
40	£3,74	£3,69	£3,56	R17.53	R65,56	R64,70	R62,41
41	£3,68	£3,67	£3,50	R17.10	R62,93	R62,69	R59,89
42	£3,79	£3,69	£3,54	R17.46	R66,25	R64,37	R61,81
43	£3,81	£3,57	£3,62	R16.98	R64,62	R60,60	R61,52
44	£4,04	£3,73	£4,00	R16.74	R67,60	R62,44	R66,89
45	£4,05	£3,95	£4,28	R16.79	R68,05	R66,29	R71,79
46	£4,06	£3,95	£4,54	R18.07	R73,33	R71,35	R81,97
47	£4,22	£3,92	£4,56	R17.73	R74,73	R69,44	R80,78
48	£4,12	£3,83	£4,66	R17.34	R71,41	R66,47	R80,74
49	£4,17	£3,95	£4,82	R17.57	R73,28	R69,40	R84,69
50	£4,25	£4,11	£4,71	R17.44	R74,17	R71,65	R82,20
51	£4,25	£4,16	£4,27	R17.46	R74,25	R72,70	R74,48
52	N/A	N/A	N/A	N/A	N/A	N/A	N/A
1	£4,04	£4,10	£4,56	R16.86	R68,18	R69,13	R76,81
2	£3,86	£4,10	£4,30	R16.74	R64,56	R68,63	R71,93
3	£3,86	£4,20	£4,37	R16.36	R63,10	R68,71	R71,42
4	£3,75	£4,13	£4,04	R16.83	R63,15	R69,52	R67,99
5	£3,96	£4,16	£4,34	R17.10	R67,66	R71,16	R74,21
6	£4,23	£4,15	£4,31	R16.56	R70,08	R68,79	R71,40
7	£3,95	£4,01	£4,11	R16.66	R65,78	R66,76	R68,47
8	£4,03	£4,13	£4,06	R16.38	R66,04	R67,70	R66,50
9	£4,07	£4,04	£4,04	R16.08	R65,41	R64,90	R64,96
10	£4,20	£4,01	£4,04	R15.96	R67,01	R63,97	R64,48
11	£4,03	£4,01	£3,87	R16.03	R64,67	R64,25	R62,08
12	£4,03	£4,06	£3,86	R15.72	R63,35	R63,82	R60,68
13	£4,08	£3,97	£3,69	R15.53	R63,36	R61,65	R57,31
14	£4,05	£4,14	£3,98	R17.00	R68,85	R70,38	R67,66
15	£4,06	£4,15	£4,07	R17.25	R70,04	R71,59	R70,21
16	£4,21	£4,00	£4,30	R16.83	R70,85	R67,32	R72,37
17	£4,30	£3,95	£4,03	R16.55	R71,17	R65,37	R66,70
18	£4,09	£3,83	£4,11	R17.15	R70,14	R65,68	R70,49
19	£4,17	£4,05	£4,11	R17.52	R73,06	R70,96	R72,01
20	£4,17	£4,13	£4,02	R17.17	R71,60	R70,91	R69,02

SOURCE: PROMAR INTERNATIONAL & THE SOUTH AFRICAN RESERVE BANK



# WEEKLY AVERAGE EUROPEAN WHOLESALE PRICE PER KG COMPARISON DURING THE 2016/2017 SEASON

WEEKS	EURO (€) PRICE			HISTORICAL EXCHANGE RATE RAND/EURO	RAND (R) PRICE		
	UK AVERAGE PER KG	NETHERLANDS AVERAGE PER KG	GERMANY AVERAGE PER KG		UK AVERAGE PER KG	NETHERLANDS AVERAGE PER KG	GERMAN AVERAGE PER KG
40	€ 1,68	€ 1,93	€ 1,83	R15,32	R25,75	R29,52	R28,05
41	€ 1,93	N/A	€ 1,91	R15,41	R29,72	N/A	R29,49
42	€ 1,86	€ 2,18	€ 2,18	R15,77	R29,26	R34,30	R34,30
43	€ 2,12	€ 2,19	€ 1,92	R15,12	R32,12	R33,10	R29,05
44	€ 2,45	€ 2,14	€ 1,96	R15,06	R36,90	R32,26	R29,48
45	€ 1,41	€ 2,29	€ 1,96	R14,97	R21,09	R34,33	R29,38
46	€ 2,06	€ 2,51	€ 1,94	R15,55	R32,03	R39,03	R30,21
47	€ 2,58	€ 2,12	€ 2,16	R15,28	R39,37	R32,33	R33,06
48	€ 2,39	€ 2,28	€ 2,23	R14,78	R35,30	R33,66	R32,92
49	€ 2,96	€ 2,90	€ 3,06	R14,71	R43,57	R42,63	R45,05
50	€ 3,29	€ 2,68	€ 2,84	R14,64	R48,12	R39,22	R41,53
51	€ 2,87	€ 2,68	€ 2,94	R14,63	R41,93	R39,14	R43,06
52	N/A	€ 2,66	€ 2,25	R14,55	N/A	R38,65	R32,76
1	€ 3,00	€ 2,59	€ 3,22	R14,32	R43,03	R37,05	R46,14
2	€ 2,66	€ 2,64	€ 3,25	R14,50	R38,59	R38,33	R47,09
3	€ 2,52	N/A	€ 3,31	R14,42	R36,41	N/A	R47,69
4	€ 2,64	€ 2,90	€ 3,38	R14,53	R38,36	R42,11	R49,04
5	€ 2,76	€ 2,93	€ 3,37	R14,59	R40,26	R42,69	R49,17
6	€ 2,84	€ 2,83	€ 3,07	R14,28	R40,58	R40,36	R43,77
7	€ 2,67	€ 2,64	€ 3,12	R14,16	R37,85	R37,39	R44,18
8	€ 2,50	N/A	€ 3,09	R13,98	R34,96	N/A	R43,23
9	€ 2,61	€ 2,41	€ 3,12	R13,71	R35,81	R33,04	R42,80
10	€ 2,30	N/A	€ 2,99	R13,83	R31,75	N/A	R41,33
11	€ 2,32	€ 2,24	€ 2,95	R14,01	R32,53	R31,34	R41,27
12	€ 2,20	€ 2,07	€ 3,12	R13,63	R29,94	R28,23	R42,55
13	€ 2,17	€ 1,96	€ 2,99	R13,43	R29,20	R26,36	R40,14
14	€ 2,13	€ 2,00	€ 2,91	R14,49	R30,82	R28,95	R42,19
15	€ 2,35	€ 1,91	€ 3,05	R14,71	R34,57	R28,11	R44,80
16	€ 2,24	€ 2,05	€ 2,93	R14,23	R31,93	R29,20	R41,69
17	€ 2,21	€ 1,95	€ 2,78	R14,03	R30,98	R27,31	R38,98
18	€ 2,19	€ 1,95	€ 2,88	R14,49	R31,77	R28,18	R41,73
19	€ 2,15	€ 1,99	€ 2,71	R14,80	R31,85	R29,48	R40,08
20	€ 2,04	€ 1,85	€ 2,72	R14,54	R29,69	R26,97	R39,51

SOURCE: PROMAR INTERNATIONAL & THE SOUTH AFRICAN RESERVE BANK

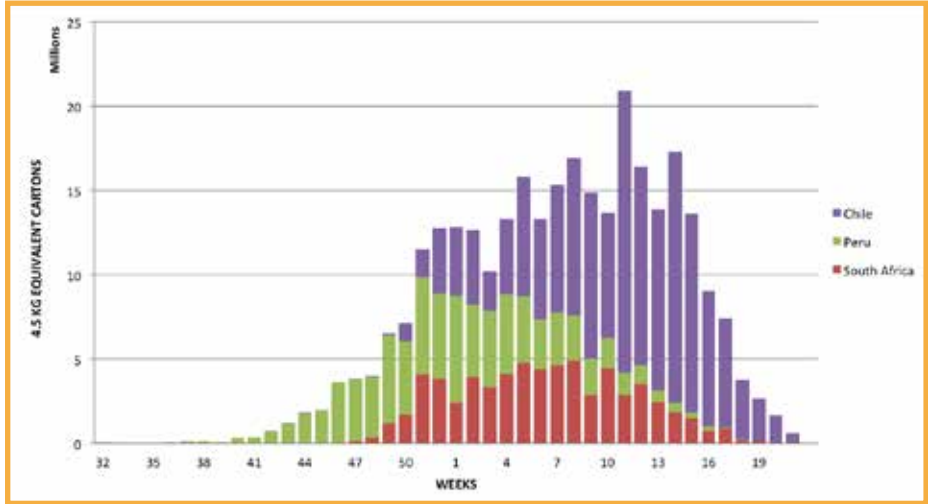
# WEEKLY AVERAGE CANADIAN RETAIL PRICE PER KG COMPARISON DURING THE 2016/2017 SEASON

WEEKS	CANADIAN DOLLAR (\$) PRICE		HISTORICAL EXCHANGE RATE RAND/CANADIAN DOLLAR	RAND (R) PRICE	
	WHITE VARIETIES	RED VARIETIES		WHITE VARIETIES	RED VARIETIES
44	\$7,69	\$8,24	9,91	76,18	81,68
45	\$9,04	\$8,24	9,96	90,02	82,02
46	\$8,79	\$8,49	9,53	83,74	80,89
47	\$8,78	\$8,57	9,47	83,15	81,12
48	\$7,67	\$5,70	9,70	74,40	55,31
49	\$7,67	\$7,96	9,69	74,32	77,11
50	\$8,23	\$8,41	9,66	79,45	81,27
51	N/A	N/A	N/A	N/A	N/A
52	N/A	N/A	N/A	N/A	N/A
1	\$8,23	\$8,51	9,77	80,36	83,14
2	\$8,78	\$9,06	9,64	84,59	87,34
3	\$9,77	\$9,23	9,65	94,25	89,05
4	\$11,68	\$8,78	9,85	115,08	86,46
5	\$11,68	\$9,23	9,69	113,21	89,42
6	N/A	N/A	N/A	N/A	N/A
7	\$7,65	\$6,55	10,04	76,81	65,76
8	\$7,65	\$6,55	10,06	76,96	65,89
9	\$7,65	\$6,55	10,18	77,88	66,68
10	\$4,34	\$4,34	10,34	44,88	44,88
11	\$7,65	\$6,55	10,27	78,57	67,27
12	\$7,65	\$6,55	10,56	80,78	69,17
13	\$7,65	\$6,55	10,23	78,26	67,01
14	\$4,34	\$4,34	9,83	42,66	42,66
15	\$7,65	\$6,55	9,68	74,05	63,40
16	\$6,55	\$6,55	10,04	65,76	65,76
17	\$6,55	\$4,34	10,35	67,79	44,92
18	\$6,55	\$6,55	10,27	67,27	67,27
19	\$6,55	\$6,55	10,10	66,16	66,16
20	\$6,55	\$6,55	10,35	67,79	67,79

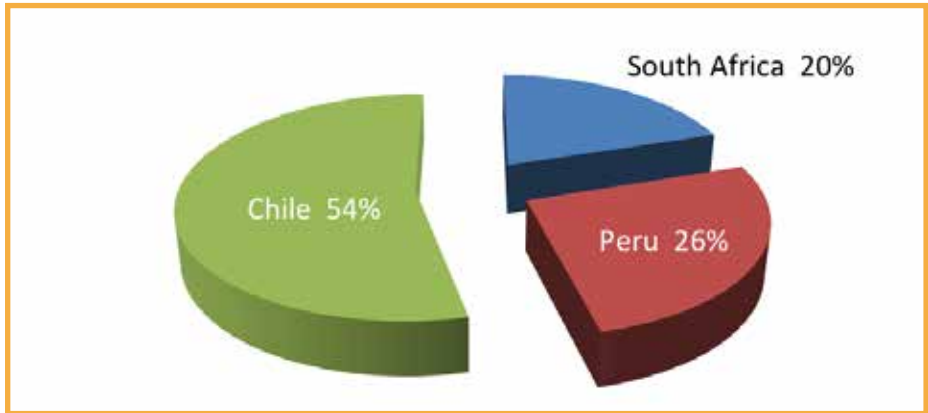
SOURCE: PROMAR INTERNATIONAL & THE SOUTH AFRICAN RESERVE BANK



# SOUTHERN HEMISPHERE EXPORTS



# SOUTHERN HEMISPHERE EXPORT MARKET SHARE



\* ONLY SELECTED TABLE GRAPE PRODUCING COUNTRIES

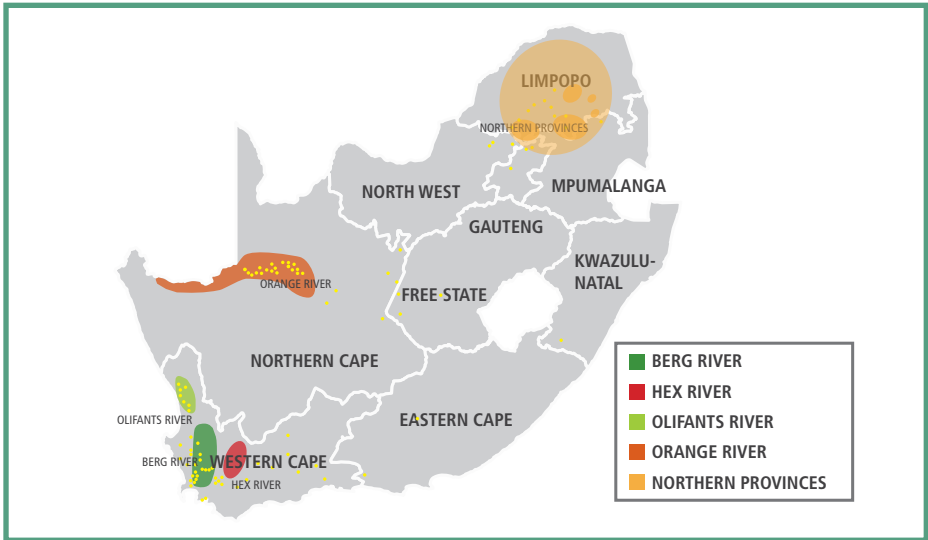
# FIVE YEAR EXPORT OF THE 2016/2017 TOP 20 CULTIVARS (4.5 KG EQUIVALENT CARTONS)

CULTIVAR	2012/2013	2013/2014	2014/2015	2015/2016	2016/2017
Crimson Seedless	7 361 120	8 948 985	10 480 704	10 935 948	12 457 844
Prime	7 002 497	5 670 998	7 048 640	7 321 330	7 368 474
Red Globe	5 460 665	5 512 613	4 621 778	3 241 393	4 792 971
Thompson Seedless	5 041 147	4 845 413	5 685 990	4 584 681	4 719 094
Flame Seedless	4 119 986	3 357 505	4 319 214	4 243 418	3 479 040
Sugraone	3 638 921	3 137 593	4 203 884	3 615 032	3 137 782
Sugrathirteen	1 730 628	1 576 922	2 098 524	2 183 407	2 738 668
Autumn Royal	2 224 380	1 718 446	3 021 918	2 385 630	2 668 194
Sugranineteen	691 087	621 134	1 385 297	1 533 604	2 612 051
Grapaes	600 949	782 563	1 196 241	1 523 530	2 406 667
Tawny Seedless	0	1 467	25 502	407 241	1 538 776
Blagratwo (Melody)	35 224	198 307	381 008	949 245	1 435 154
Starlight	525 622	369 368	787 167	1 007 489	1 312 434
IFG Three (Sweet Celebration)	2 080	53 867	170 094	522 363	1 200 990
Sugrasixteen	744 719	740 841	831 788	928 622	1 191 078
Regal Seedless	2 194 129	1 661 152	1 620 184	1 473 833	1 173 045
Ralli Seedless	714 737	629 625	803 536	811 595	933 351
Sheegene 20 (Allison)	20 360	80229	186 698	404 855	875 376
Dan-ben-Hannah	1 346 249	1 078 567	1 063 558	869 959	756 332
Sunred Seedless	1 042 419	928 196	1 049 740	694 335	736 648
Other	7 146 511	8 397 517	7 563 527	7 022 370	7 914 470
<b>GRAND TOTAL</b>	<b>51 643 430</b>	<b>50 311 308</b>	<b>58 544 992</b>	<b>56 659 880</b>	<b>65 448 438</b>

SOURCE: SATI AND AGRIHUB 2016/2017, SATI AND PPECB 2012/2013-2015/2016

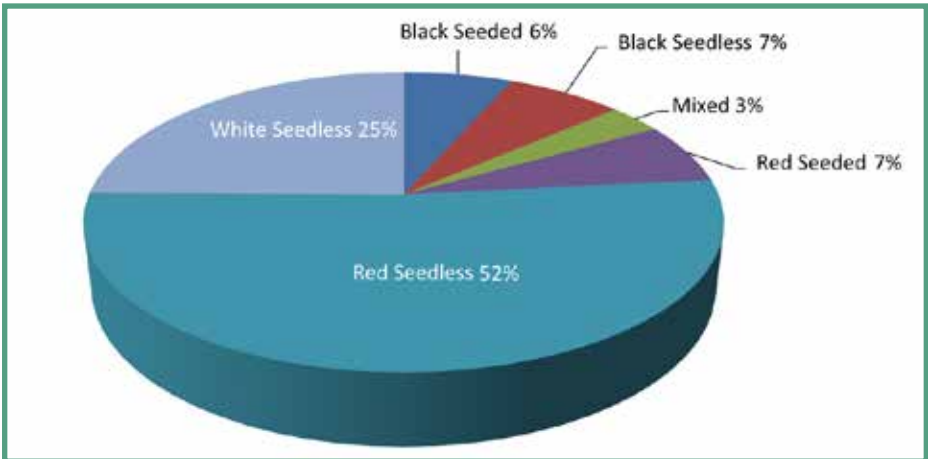


# NORTHERN PROVINCES REGION



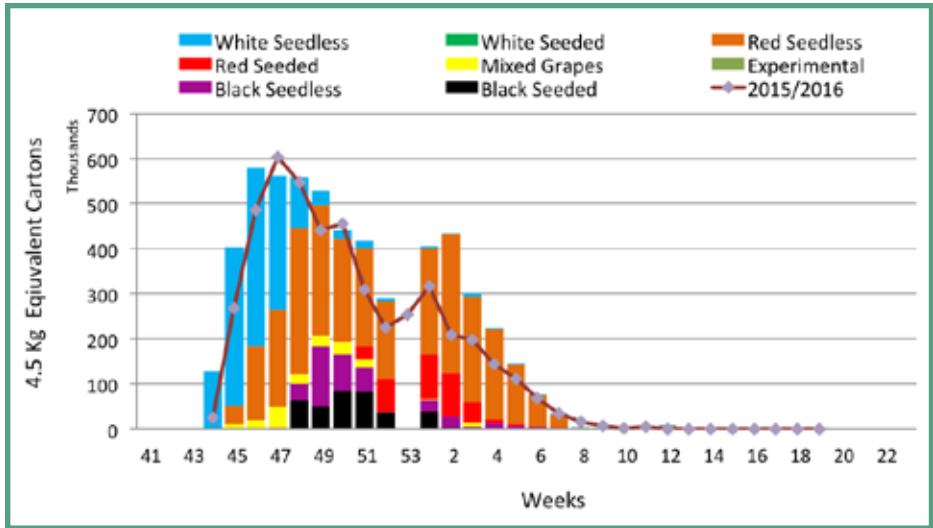
REGIONAL INFORMATION

## NORTHERN PROVINCES INTAKE PER CULTIVAR GROUP



# NORTHERN PROVINCES REGIONAL DEVELOPMENT (4.5 KG EQUIVALENT CARTONS)

VARIETY GROUP	2012/2013	2013/2014	2014/2015	2015/2016	2016/2017
Black Seeded	472 838	400 312	378 032	388 919	364 577
Black Seedless	274 797	314 088	314 536	283 863	386 988
Experimental	188 086	182 823	1 333	0	
Mixed	45 737	73 010	41 032	99 736	178 905
Red Seeded	706 962	592 959	605 540	362 856	364 584
Red Seedless	1 368 965	1 426 018	1 754 278	2 189 421	2 868 143
White Seeded	10 595	13 163	43	3 734	1 400
White Seedless	1 087 668	1 081 226	1 415 931	1 402 729	1 373 188
<b>GRAND TOTAL</b>	<b>4 155 648</b>	<b>4 083 599</b>	<b>4 510 726</b>	<b>4 731 258</b>	<b>5 537 784</b>



## NORTHERN PROVINCES EMPLOYMENT

TOTAL NUMBER OF EMPLOYEES		
2016/2017	SEASONAL	PERMANENT
	* 7 165	1 100

\* THIS FIGURE REPRESENTS THE NUMBER OF JOB OPPORTUNITIES CREATED IN THIS REGION

# 2017 NORTHERN PROVINCES VINE CENSUS

CULTIVAR	NO OF VINES	TOTAL HECTARES	AGE 0-3	AGE 4-9	AGE 10-15	AGE 16+
Crimson Seedless	523 014	327	74	123	119	10
Prime	491 984	266	32	17	106	110
Tawny Seedless	276 852	197	155	41	0	0
Flame Seedless	246 075	152	10	33	41	68
Starlight	289 886	157	101	49	7	0
Grapaes	229 962	146	30	89	28	0
Red Globe	190 824	108	5	5	38	59
Sugrathirteen	98 388	50	14	13	24	0
Black Gem	71 141	36	0	0	23	13
Dan-ben-Hannah	29 646	20	0	6	0	14
Other	490 653	278	163	55	25	37
<b>GRAND TOTAL</b>	<b>2 938 425</b>	<b>* 1 737</b>	<b>583</b>	<b>431</b>	<b>411</b>	<b>312</b>
<b>% SPLIT PER AGE TIER</b>		<b>100%</b>	<b>34%</b>	<b>25%</b>	<b>24%</b>	<b>18%</b>

\* TOTAL HECTARE DIFFER DUE TO ROUNDING

## NORTHERN PROVINCES REGIONAL CALENDAR

CULTIVARS	WEEKS																												
	44	45	46	47	48	49	50	51	52	1	2	3	4	5	6	7	8	9	10	11	12	13	14	15	16	17	18	19	20
Prime	█	█	█	█	█	█	█	█	█	█	█	█	█																
Grapaes																													
Starlight		█	█	█	█	█	█	█	█	█	█	█	█																
Tawny Seedless			█	█	█	█	█	█	█	█	█	█	█																
Flame Seedless				█	█	█	█	█	█	█	█	█	█																
Sugrathirteen					█	█	█	█	█	█	█	█	█																
Black Gem					█	█	█	█	█	█	█	█	█																
Dan-ben-Hannah					█	█	█	█	█	█	█	█	█																
Red Globe							█	█	█	█	█	█	█	█															
Crimson Seedless								█	█	█	█	█	█	█	█	█	█	█	█	█	█	█	█	█	█	█	█	█	█

# NORTHERN PROVINCES 2016/2017 TOP EXPORTED CULTIVARS (4.5 KG EQUIVALENT CARTONS)

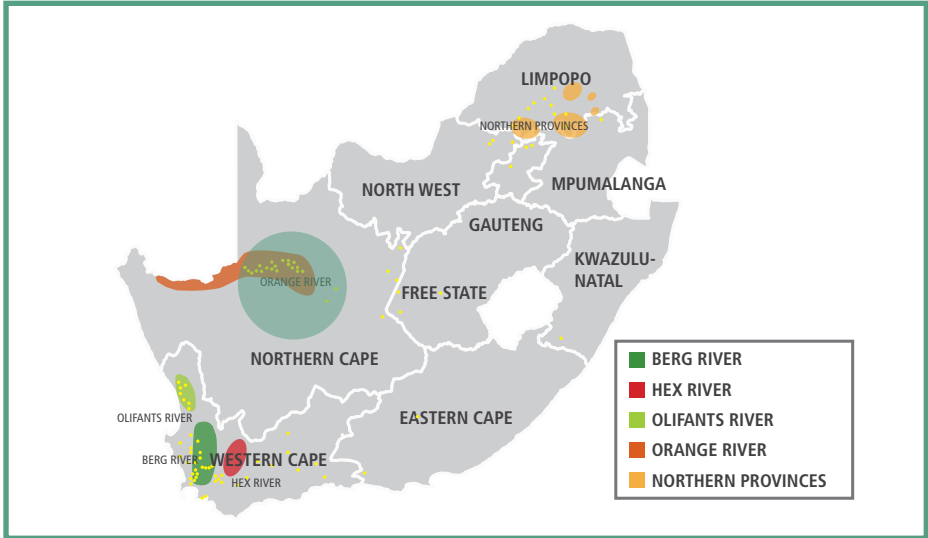
CULTIVAR	2016/2017	2015/2016
Crimson Seedless	1 081 269	1 021 683
Prime	933 165	977 612
Tawny Seedless	799 639	278 367
Flame Seedless	478 117	584 136
Starlight	424 610	277 454
Grapaes	407 992	384 542
Red Globe	364 578	362 848
Sugrathirteen	248 355	184 613
Black Gem	228 538	236 807
Dan-ben-Hannah	135 558	143 694
Other	435 962	279 502
<b>GRAND TOTAL</b>	<b>5 537 783</b>	<b>4 731 258</b>

# NORTHERN PROVINCE CULTIVAR CHANGE 2006/7 VS 2016/17 TOP TEN CULTIVARS (4.5 KG EQUIVALENT CARTONS)

2006/2007		2016/2017	
Redglobe	1 083 873	Crimson	1 081 269
Prime	812 668	Prime	933 165
Crimson	523 501	Tawny Seedless	799 639
Black Gem	521 846	Flame Seedless	478 117
Flame Seedless	493 865	Starlight	424 610
Dan-ben-Hannah	198 419	Grapaes	407 992
Regal	163 598	Redglobe	364 578
Sugrathirteen	18 463	Sugrathirteen	248 355
Sunred Seedless	16 990	Black Gem	228 538
Ronelle	9 230	Dan-ben-Hannah	135 558
Other	60 367	Other	435 964
<b>GRAND TOTAL</b>	<b>3 902 820</b>	<b>GRAND TOTAL</b>	<b>5 537 783</b>

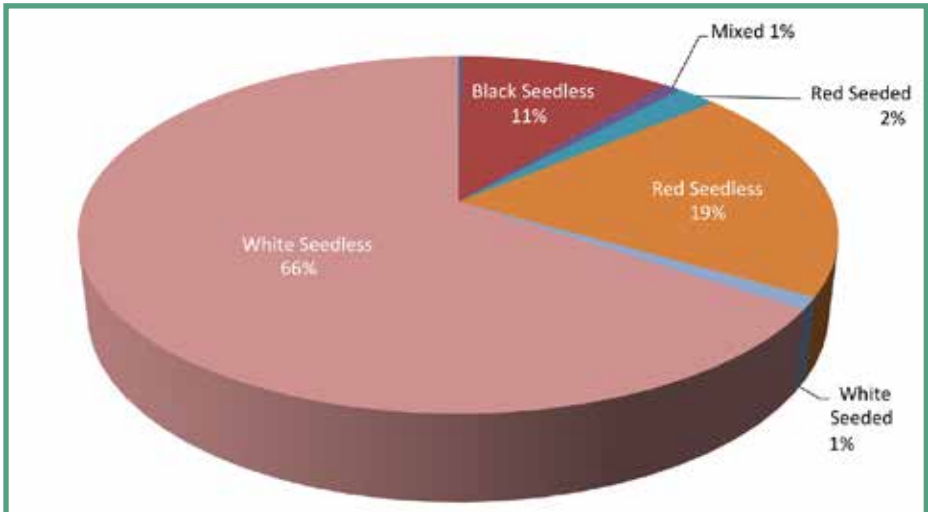


# ORANGE RIVER REGION



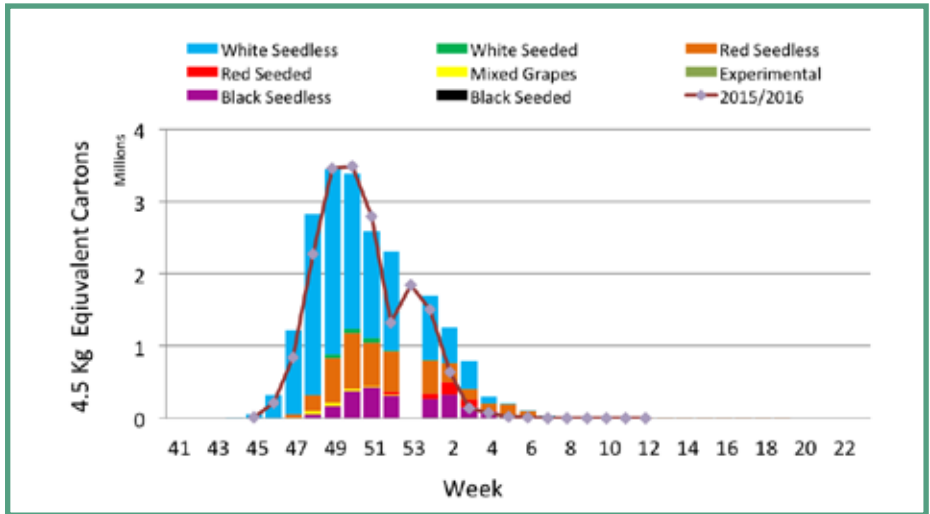
REGIONAL INFORMATION

## ORANGE RIVER INTAKE PER CULTIVAR GROUP



# ORANGE RIVER REGIONAL DEVELOPMENT (4.5 KG EQUIVALENT CARTONS)

VARIETY GROUP	2012/2013	2013/2014	2014/2015	2015/2016	2016/2017
Black Seeded	116 474	63 643	52 228	31 429	36 130
Black Seedless	839 377	993 865	1 216 134	1 620 429	2 204 231
Experimental	79 334	181 296	14 828	3 167	278
Mixed	58 221	90 057	126 509	196 268	180 962
Red Seeded	639 170	546 424	612 562	407 496	421 896
Red Seedless	2 284 954	2 136 649	2 748 330	3 248 134	4 010 491
White Seeded	430 423	453 647	370 900	259 520	222 484
White Seedless	11 591 429	10 653 380	12 545 235	12 876 162	13 456 043
<b>GRAND TOTAL</b>	<b>16 039 382</b>	<b>15 118 961</b>	<b>17 686 725</b>	<b>18 642 605</b>	<b>20 532 514</b>



## ORANGE RIVER EMPLOYMENT

TOTAL NUMBER OF EMPLOYEES		
2016/2017	SEASONAL	PERMANENT
	* 12 415	1 415

\* THIS FIGURE REPRESENTS THE NUMBER OF JOB OPPORTUNITIES CREATED IN THIS REGION

# 2017 ORANGE RIVER VINE CENSUS

CULTIVAR	NO OF VINES	TOTAL HECTARES	AGE 0-3	AGE 4-9	AGE 10-15	AGE 16+
Prime	2 279 419	1 219	83	365	351	421
Thompson Seedless	1 731 651	1 037	152	193	161	532
Sugraone	1 074 299	637	43	172	166	257
Grapaes	483 153	296	71	218	7	0
Flame Seedless	943 975	520	0	159	148	213
Sugrathirteen	451 500	256	29	182	42	3
Crimson Seedless	305 021	194	55	97	42	0
Ralli Seedless	337 097	172	61	107	4	0
Red Globe	198 206	111	0	35	34	42
Blagratwo (Melody)	164 161	123	95	25	0	3
Sugrasixteen	167 917	96	44	42	11	0
IFG Three (Sweet Celebration)	136 992	76	44	32	0	0
Sheegene Twelve (Krissy)	113 994	61	36	25	0	0
Victoria	113 458	52	0	7	33	12
Tawny Seedless	165 159	86	86	0	0	0
Autumn Royal	72 474	42	0	32	9	0
Sheegene Three (Magenta)	72 080	46	28	18	0	0
Evan's Delight	64 958	48	19	30	0	0
Sheegene Thirteen (Timco)	197 784	104	94	10	0	0
Sugranineteen	37 555	28	0	28	0	0
Other	855 962	485	299	107	23	56
<b>GRAND TOTAL</b>	<b>9 966 815</b>	<b>* 5 688</b>	<b>1 237</b>	<b>1 883</b>	<b>1 029</b>	<b>1 538</b>
<b>% SPLIT PER AGE TIER</b>		<b>100%</b>	<b>22%</b>	<b>33%</b>	<b>18%</b>	<b>27%</b>

\* TOTAL HECTARE DIFFER DUE TO ROUNDING

## ORANGE RIVER CULTIVAR CHANGE 2006/7 VS 2016/17 TOP TEN CULTIVAR (4.5 KG EQUIVALENT CARTONS)

2006/2007		2016/2017	
Thompson	4 392 554	Prime	5 935 615
Sugraone	4 384 378	Thompson	3 220 326
Prime	3 168 204	Sugraone	2 367 760
Flame Seedless	1 489 459	Grapaes	1 731 817
Redgobe	724 912	Flame Seedless	1 536 608
Victoria	502 990	Sugrathirteen	1 142 114
La Rochelle	216 057	Crimson	674 804
Crimson	166 016	Ralli	476 597
Regal	96 633	Redgobe	421 736
Sugrathirteen	48 346	Blagratwo	371 328
Other	298 478	Other	2 653 809
<b>GRAND TOTAL</b>	<b>15 488 027</b>	<b>GRAND TOTAL</b>	<b>20 532 514</b>

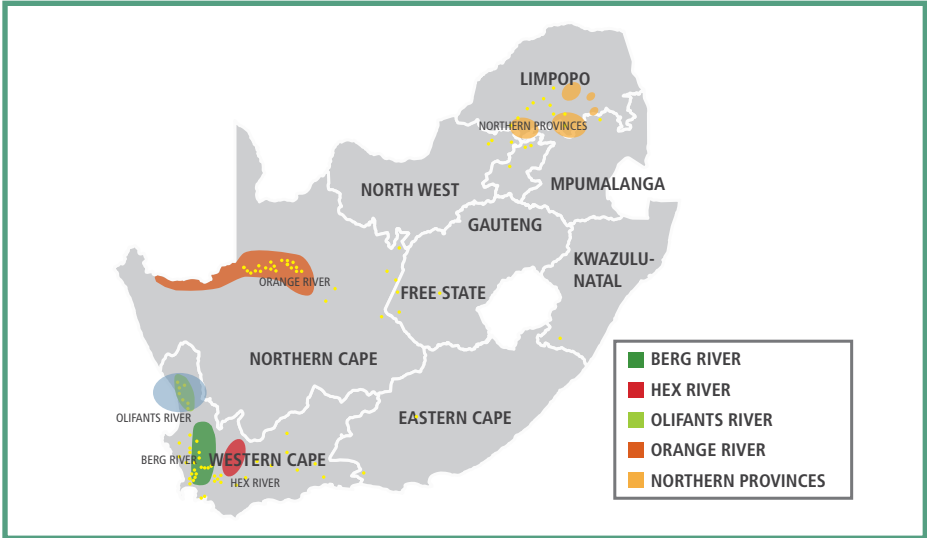
# ORANGE RIVER 2016/2017 TOP EXPORTED CULTIVARS (4.5 KG EQUIVALENT CARTONS)

CULTIVAR	2016/2017	2015/2016
Prime	5 935 615	5 685 194
Thompson Seedless	3 220 326	3 265 902
Sugraone	2 367 760	2 535 247
Grapaes	1 731 817	1 294 171
Flame Seedless	1 536 608	1 830 073
Sugrathirteen	1 142 114	821 984
Crimson Seedless	674 804	515 022
Ralli Seedless	476 597	376 638
Red Globe	421 736	407 496
Blagratwo (Melody)	371 328	233 015
Sugrasixteen	338 389	224 641
IFG Three (Sweet Celebration)	259 347	134 049
Sheegene Twelve (Krissy)	218 022	117 421
Victoria	216 608	259 120
Tawny Seedless	181 313	11 134
Autumn Royal	174 613	155 323
Sheegene Three (Magenta)	167 078	100375
Evan's Delight	159 040	115 988
Sheegene Thirteen (Timco)	130 918	42 462
Sugranineteen	110 241	54 838
Other	698 241	462 511
<b>GRAND TOTAL</b>	<b>20 532 514</b>	<b>18 642 605</b>

## ORANGE RIVER REGIONAL CALENDAR

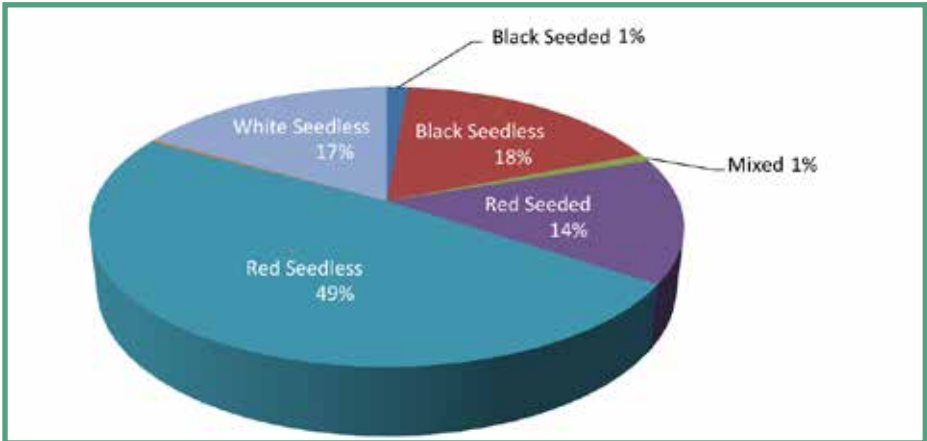
CULTIVARS	WEEKS																											
	44	45	46	47	48	49	50	51	52	1	2	3	4	5	6	7	8	9	10	11	12	13	14	15	16	17	18	19
Prime	■	■	■	■	■	■	■	■	■	■	■	■	■	■	■	■	■	■	■	■	■	■	■	■	■	■	■	■
Grapaes	■	■	■	■	■	■	■	■	■	■	■	■	■	■	■	■	■	■	■	■	■	■	■	■	■	■	■	■
Flame Seedless				■	■	■	■	■	■	■	■	■	■	■	■	■	■	■	■	■	■	■	■	■	■	■	■	■
Ralli Seedless					■	■	■	■	■	■	■	■	■	■	■	■	■	■	■	■	■	■	■	■	■	■	■	■
Sugrasixteen						■	■	■	■	■	■	■	■	■	■	■	■	■	■	■	■	■	■	■	■	■	■	■
Sugrathirteen						■	■	■	■	■	■	■	■	■	■	■	■	■	■	■	■	■	■	■	■	■	■	■
Tawny Seedless						■	■	■	■	■	■	■	■	■	■	■	■	■	■	■	■	■	■	■	■	■	■	■
Evan's Delight						■	■	■	■	■	■	■	■	■	■	■	■	■	■	■	■	■	■	■	■	■	■	■
IFG Three (Sweet Celebration)						■	■	■	■	■	■	■	■	■	■	■	■	■	■	■	■	■	■	■	■	■	■	■
Sugraone						■	■	■	■	■	■	■	■	■	■	■	■	■	■	■	■	■	■	■	■	■	■	■
Victoria						■	■	■	■	■	■	■	■	■	■	■	■	■	■	■	■	■	■	■	■	■	■	■
Sheegene Three (Magenta)							■	■	■	■	■	■	■	■	■	■	■	■	■	■	■	■	■	■	■	■	■	■
Thompson Seedless							■	■	■	■	■	■	■	■	■	■	■	■	■	■	■	■	■	■	■	■	■	■
Blagratwo (Melody)								■	■	■	■	■	■	■	■	■	■	■	■	■	■	■	■	■	■	■	■	■
Crimson Seedless								■	■	■	■	■	■	■	■	■	■	■	■	■	■	■	■	■	■	■	■	■
Sheegene Thirteen (Timco)								■	■	■	■	■	■	■	■	■	■	■	■	■	■	■	■	■	■	■	■	■
Sheegene Twelve (Krissy)								■	■	■	■	■	■	■	■	■	■	■	■	■	■	■	■	■	■	■	■	■
Red Globe									■	■	■	■	■	■	■	■	■	■	■	■	■	■	■	■	■	■	■	■
Sugranineteen									■	■	■	■	■	■	■	■	■	■	■	■	■	■	■	■	■	■	■	■
Autumn Royal										■	■	■	■	■	■	■	■	■	■	■	■	■	■	■	■	■	■	■

# OLIFANTS RIVER REGION



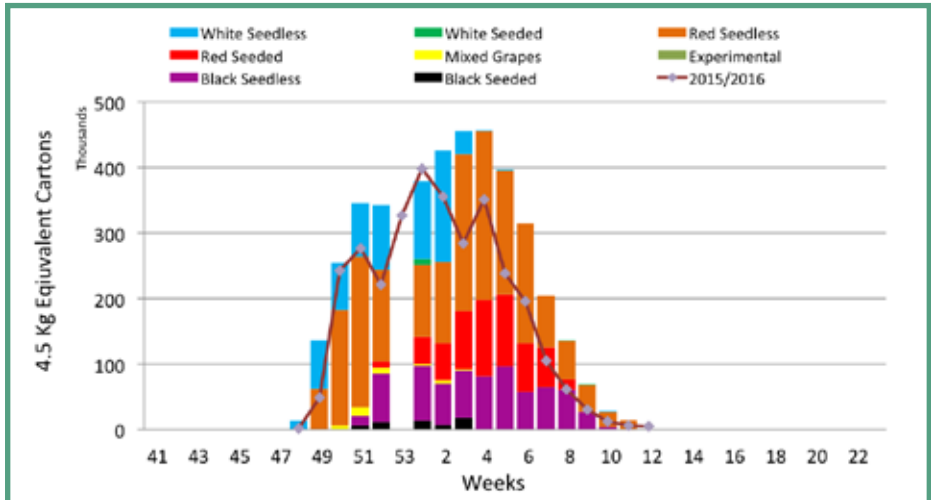
REGIONAL INFORMATION

## OLIFANTS RIVER INTAKE PER CULTIVAR GROUP



# OLIFANTS RIVER REGIONAL DEVELOPMENT (4.5 KG EQUIVALENT CARTONS)

VARIETY GROUP	2012/2013	2013/2014	2014/2015	2015/2016	2015/2016
Black Seeded	180 194	186 442	191 770	129 220	55 670
Black Seedless	463 503	448 460	560 846	501 897	700 010
Experimental	43 689	65 508	90	0	0
Mixed	15 422	127	6 237	22 787	33 991
Red Seeded	440 012	648 129	615 803	400 831	574 054
Red Seedless	976 330	1 202 854	1 636 387	1 445 795	1 927 671
White Seeded	20 172	18 209	22 048	12 171	9 782
White Seedless	586 619	551 327	755 106	644 358	666 894
<b>GRAND TOTAL</b>	<b>2 725 942</b>	<b>3 121 056</b>	<b>3 788 287</b>	<b>3 157 059</b>	<b>3 968 073</b>



## OLIFANTS RIVER EMPLOYMENT

TOTAL NUMBER OF EMPLOYEES		
2016/2017	SEASONAL	PERMANENT
	* 4 488	804

\* THIS FIGURE REPRESENTS THE NUMBER OF JOB OPPORTUNITIES CREATED IN THIS REGION

# 2017 OLIFANTS RIVER VINE CENSUS

CULTIVAR	NO OF VINES	TOTAL HECTARES	AGE 0-3	AGE 4-9	AGE 10-15	AGE 16+
Crimson Seedless	514 385	271	44	178	42	7
Red Globe	188 648	101	0	46	13	42
Flame Seedless	233 647	132	5	49	44	35
Autumn Royal	197 557	101	0	94	8	0
Thompson Seedless	93 179	52	10	14	3	25
Sugraone	169 619	58	0	26	15	16
Sugrathirteen	114 127	63	22	6	35	0
Prime	85 590	45	6	15	8	16
Ralli Seedless	69 808	39	4	27	8	0
Sugranineteen	73 098	41	16	25	0	0
Starlight	73 394	35	10	23	2	0
Sheegene 20 (Allison)	71 340	43	31	12	0	0
Sheegene 12 (Krissy)	83 856	44	31	13	0	0
Grapaes	39 778	26	0	26	0	0
Tawny Seedless	125 896	63	62	1	1	0
IFG Three (Sweet Celebration)	48 966	25	16	8	0	0
Blagratwo (Melody)	39 048	19	14	5	0	0
Dan-ben-Hannah	18 884	11	0	5	2	4
Regal Seedless	17 144	9	0	0	2	7
Desert	16 850	10	0	10	0	0
Other	284 655	146	96	24	15	12
<b>GRAND TOTAL</b>	<b>2 559 469</b>	<b>* 1 337</b>	<b>367</b>	<b>608</b>	<b>197</b>	<b>165</b>
<b>% SPLIT PER AGE TIER</b>		<b>100%</b>	<b>27%</b>	<b>46%</b>	<b>15%</b>	<b>12%</b>

\* TOTAL HECTARE DIFFER DUE TO ROUNDING

## OLIFANTS RIVER CULTIVAR CHANGE 2006/7 VS 2016/17 TOP TEN CULTIVAR (4.5 KG EQUIVALENT CARTONS)

2006/2007		2016/2017	
Redglobe	329 687	Crimson	751 352
Thompson	259 139	Redglobe	574 054
Sugraone	205 503	Flame Seedless	428 895
Flame Seedless	180 391	Autumn Royal	381 163
Crimson	119 623	Thompson	204 386
Prime	99 705	Sugraone	178 545
Sunred	75 947	Sugrathirteen	174 891
Regal	61 014	Prime	145 749
Dan-ben-Hannah	46 186	Ralli	145 176
La Rochelle	45 052	Sugranineteen	108 926
Other	186042	Other	874 885
<b>GRAND TOTAL</b>	<b>1 608 289</b>	<b>GRAND TOTAL</b>	<b>3 968 073</b>

# OLIFANTS RIVER 2016/2017 TOP EXPORTED CULTIVARS (4.5 KG EQUIVALENT CARTONS)

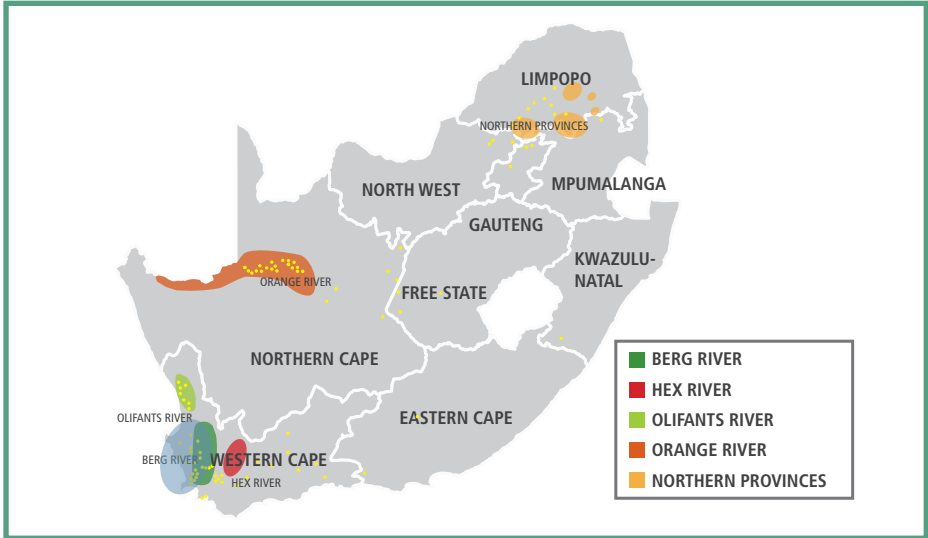
CULTIVAR	2016/2017	2015/2016
Crimson Seedless	751 352	593 103
Red Globe	574 054	400 831
Flame Seedless	428 895	442 812
Autumn Royal	381 163	256 332
Thompson Seedless	204 386	168 764
Sugraone	178 545	200 450
Sugrathirteen	159 744	143 528
Prime	145 749	138 500
Ralli Seedless	145 176	117 697
Sugranineteen	108 926	68 237
Starlight	101 480	65 931
Sheegene 20 (Allison)	94 382	34 710
Sheegene 12 (Krissy)	93 653	39 337
Grapaes	78 277	49 552
Tawny Seedless	65 043	12 804
IFG Three (Sweet Celebration)	62 274	27 660
Blagratwo (Melody)	61 659	31 028
Dan-ben-Hannah	55 670	126 357
Regal Seedless	50 090	39 337
Desert	46 358	39 354
Other	181 197	160 736
<b>GRAND TOTAL</b>	<b>3 968 073</b>	<b>3 157 059</b>

## OLIFANTS RIVER REGIONAL CALENDAR

CULTIVARS	WEEKS															
	48	49	50	51	52	1	2	3	4	5	6	7	8	9	10	11
Grapaes																
Prime																
Flame Seedless																
Starlight																
Sugraone																
Sugrathirteen																
Tawny Seedless																
Dan-ben-Hannah																
Ralli Seedless																
Regal Seedless																
Desert																
IFG Three (Sweet Celebration)																
Red Globe																
Thompson Seedless																
Sheegene 12 (Krissy)																
Autumn Royal																
Crimson Seedless																
Sheegene 20 (Allison)																
Blagratwo (Melody)																
Sugranineteen																

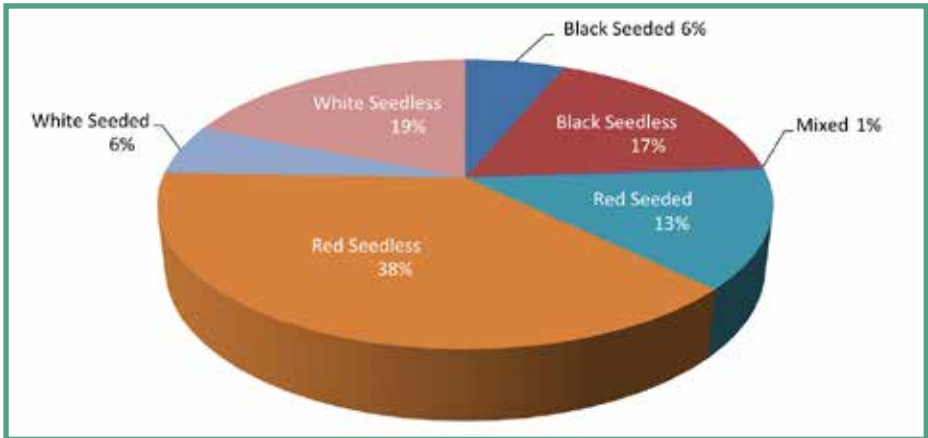


# BERG RIVER REGION



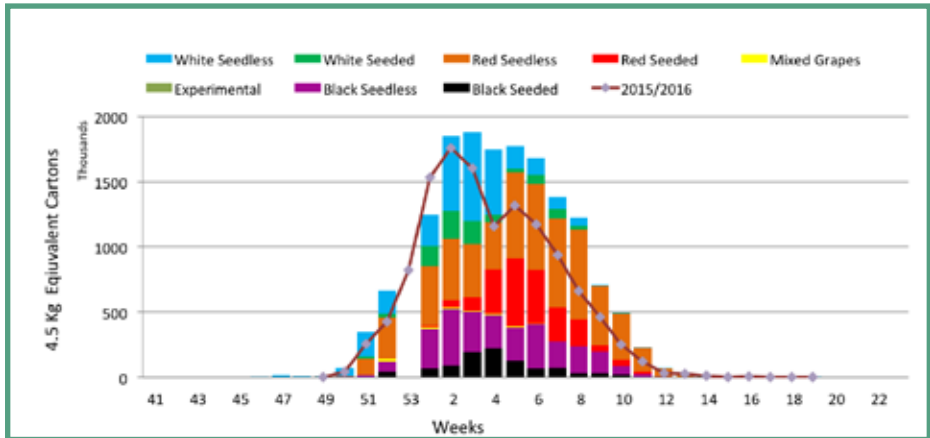
REGIONAL INFORMATION

## BERG RIVER INTAKE PER CULTIVAR GROUP



# BERG RIVER REGIONAL DEVELOPMENT (4.5 KG EQUIVALENT CARTONS)

VARIETY GROUP	2012/2013	2013/2014	2014/2015	2015/2016	2016/2017
Black Seeded	1 713 307	1 321 869	1 434 440	1 117 385	970 095
Black Seedless	1 218 214	1 079 942	1 424 283	1 776 749	2 665 228
Experimental	420 177	567 624	20 677	14 181	1 867
Mixed	94 975	34 471	49 908	69 693	83 635
Red Seeded	2 032 653	2 190 763	1 831 673	1 466 667	2 027 272
Red Seedless	2 566 851	2 806 528	4 315 897	4 581 789	5 909 793
White Seeded	1 347 977	1 083 086	986 941	863 972	860 588
White Seedless	3 278 014	2 294 719	2 998 630	2 709 290	2 907 697
<b>GRAND TOTAL</b>	<b>12 672 168</b>	<b>11 379 002</b>	<b>13 062 449</b>	<b>12 599 726</b>	<b>15 426 175</b>



## BERG RIVER EMPLOYMENT

TOTAL NUMBER OF EMPLOYEES		
2016/2017	SEASONAL	PERMANENT
	* 11 719	1 916

\* THIS FIGURE REPRESENTS THE NUMBER OF JOB OPPORTUNITIES CREATED IN THIS REGION

# 2017 BERG RIVER VINE CENSUS

CULTIVAR	NO OF VINES	TOTAL HECTARES	AGE 0-3	AGE 4-9	AGE 10-15	AGE 16+
Crimson Seedless	1 373 627	802	343	250	161	48
Red Globe	441 052	257	6	81	28	142
Sugraninteen	545 437	303	192	106	5	0
Thompson Seedless	343 671	221	30	49	13	129
Regal Seedless	323 119	176	12	11	19	135
Sugrathirteen	313 324	188	57	47	82	2
Dan-ben-Hannah	176 907	103	0	27	12	64
Autumn Royal	369 307	174	21	111	40	2
Sunred Seedless	196 614	108	0	0	1	107
Victoria	112 907	55	0	1	24	30
Prime	193 441	96	1	10	19	67
Flame Seedless	210 719	115	0	38	73	4
IFG Three (Sweet Celebration)	171 282	97	51	37	1	7
African Delight	128 934	58	4	52	2	0
Blagratwo (Melody)	208 085	116	85	30	0	0
Sugrathirtyfour	226 799	123	107	17	0	0
Sugrasixteen	181 417	102	45	42	12	3
Sugraone	158 970	92	7	46	11	28
Tawny Seedless	344 130	179	169	6	0	4
Starlight	156 947	74	2	67	6	0
Other	1 924 912	1022	414	286	175	147
<b>GRAND TOTAL</b>	<b>8 101 601</b>	<b>* 4 459</b>	<b>1 544</b>	<b>1 313</b>	<b>684</b>	<b>917</b>
<b>% SPLIT PER AGE TIER</b>		<b>100%</b>	<b>35%</b>	<b>29%</b>	<b>15%</b>	<b>21%</b>

\* TOTAL HECTARE DIFFER DUE TO ROUNDING

## BERG RIVER CULTIVAR CHANGE 2006/7 VS 2016/17 TOP TEN CULTIVAR (4.5 KG EQUIVALENT CARTONS)

2006/2007		2016/2017	
Redglobe	2 123 125	Crimson	2 223 527
Regal Seedless	1 311 942	Redglobe	1 672 884
Dan-ben-Hannah	1 149 527	Sugranineteen	1 029 877
Sunred Seedless	1 140 122	Thompson	933 758
Thompson	1 058 666	Sugrathirteen	909 072
Waltham Cross	1 044 491	Regal Seedless	745 157
Crimson	822 225	Dan-ben-Hannah	563 152
Prime	738 379	Autumn Royal	529 041
Victoria	690 149	Sunred Seedless	506 629
Sugraone	484 845	Victoria	437 268
Other	2 353 462	Other	5 875 809
<b>GRAND TOTAL</b>	<b>12 916 933</b>	<b>GRAND TOTAL</b>	<b>15 426 175</b>

# BERG RIVER 2016/2017 TOP EXPORTED CULTIVARS (4.5 KG EQUIVALENT CARTONS)

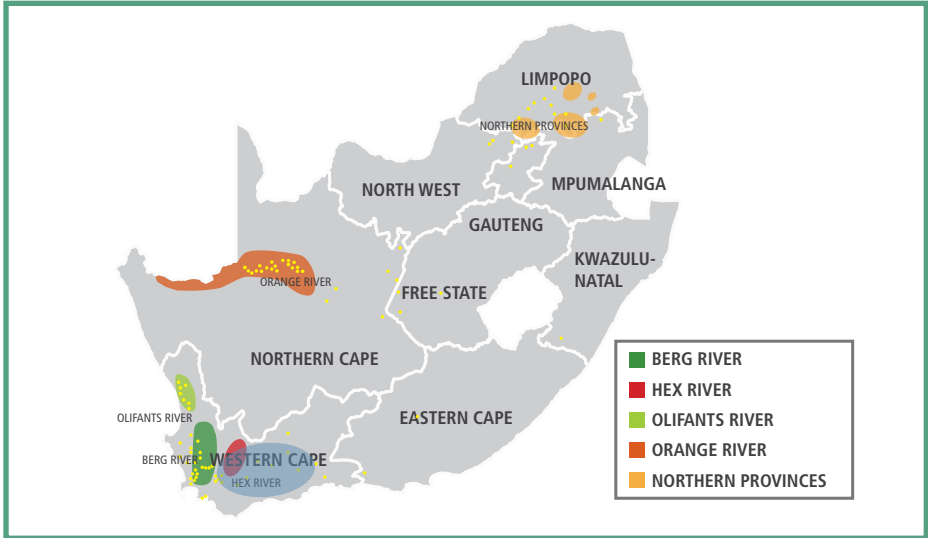
CULTIVAR	2016/2017	2015/2016
Crimson Seedless	2 223 527	1 709 036
Red Globe	1 672 884	1 465 587
Sugranineteen	1 029 877	836 405
Thompson Seedless	933 758	822 251
Regal Seedless	745 157	817 854
Sugrathirteen	697 516	671 350
Dan-ben-Hannah	563 152	666 677
Autumn Royal	529 041	423 365
Sunred Seedless	506 629	404 577
Victoria	437 268	478 222
Prime	416 104	341 787
Flame Seedless	407 038	439 415
IFG Three (Sweet Celebration)	367 843	133 849
African Delight	354 388	297 954
Blagratwo (Melody)	335 365	156 802
Sugrathirtyfour	299 134	65 629
Sugrasixteen	290 627	227 009
Sugraone	279 253	357 867
Tawny Seedless	277 798	43 830
Starlight	274 214	236 635
Other	2 785 601	2 003 623
<b>GRAND TOTAL</b>	<b>15 426 175</b>	<b>12 599 726</b>

## BERG RIVER REGIONAL CALENDAR

CULTIVARS	WEEKS																										
	46	47	48	49	50	51	52	1	2	3	4	5	6	7	8	9	10	11	12	13	14	15	16	17	18	19	
Prime																											
Flame Seedless																											
Sugraone																											
Sugrathirteen																											
Starlight																											
Victoria																											
Dan-ben-Hannah																											
IFG Three (Sweet Celebration)																											
Tawny Seedless																											
Crimson Seedless																											
Redglobe																											
Regal Seedless																											
Sugrasixteen																											
Sunred Seedless																											
Thompson Seedless																											
Blagratwo (Melody)																											
African Delight																											
Autumn Royal																											
Sugranineteen																											
Sugrathirtyfour																											

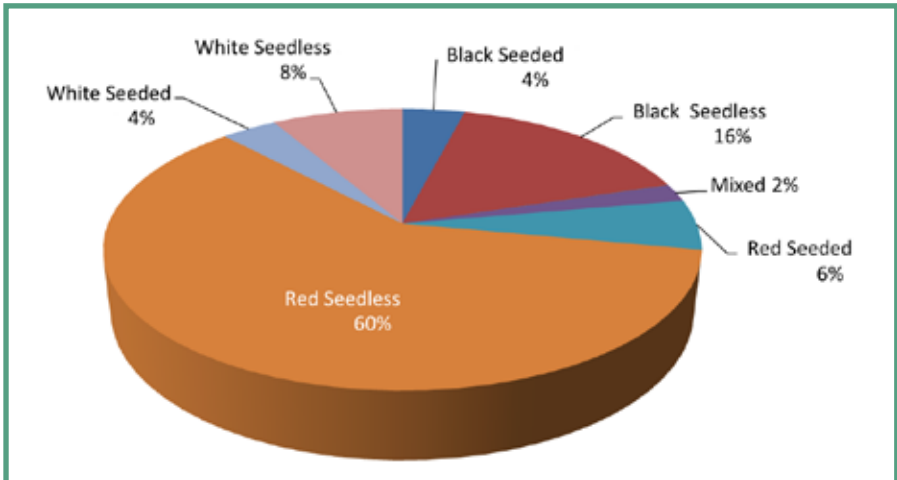


# HEX RIVER REGION



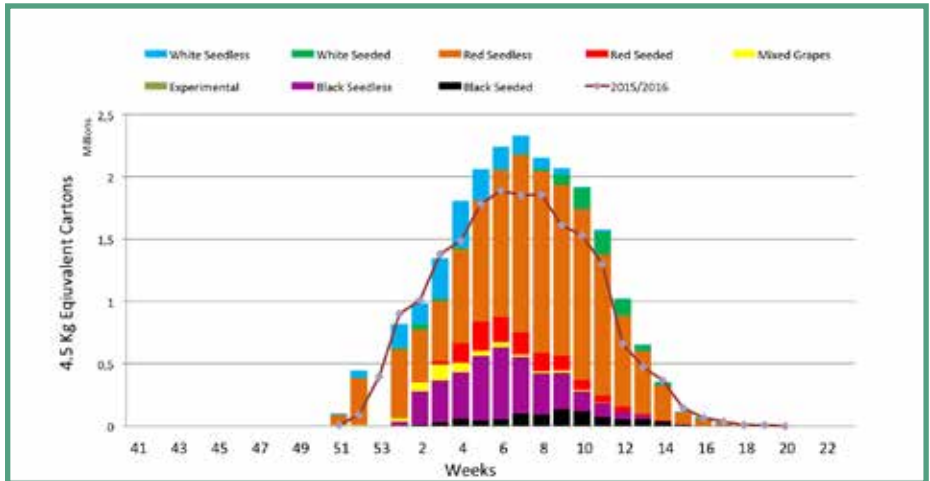
REGIONAL INFORMATION

## HEX RIVER INTAKE PER CULTIVAR GROUP



# HEX RIVER REGIONAL DEVELOPMENT (4.5 KG EQUIVALENT CARTONS)

VARIETY GROUP	2012/2013	2013/2014	2014/2015	2015/2016	2016/2017
Black Seeded	2 425 283	1 712 921	1 714 402	1 124 143	892 763
Black Seedless	2 114 045	1 990 439	2 829 166	2 910 874	3 562 003
Experimental	190 821	335 795	20 936	5 697	3 323
Mixed	90 821	77 474	144 666	73 472	459 896
Red Seeded	1 763 371	1 735 531	1 601 957	1 248 029	1 271 422
Red Seedless	6 624 292	7 131 282	9 905 126	10 540 278	13 260 373
White Seeded	2 560 199	1 868 045	1 610 449	954 238	791 459
White Seedless	2 517 893	1 994 709	2 504 389	1 992 487	1 869 373
<b>GRAND TOTAL</b>	<b>18 286 725</b>	<b>16 846 196</b>	<b>20 331 091</b>	<b>18 849 218</b>	<b>22 110 612</b>



# HEX RIVER EMPLOYMENT

TOTAL NUMBER OF EMPLOYEES		
2016/2017	SEASONAL	PERMANENT
	* 7 467	3 104

\* THIS FIGURE REPRESENTS THE NUMBER OF JOB OPPORTUNITIES CREATED IN THIS REGION

# 2017 HEX RIVER VINE CENSUS

CULTIVAR	NO OF VINES	TOTAL HECTARES	AGE 0-3	AGE 4-9	AGE 10-15	AGE 16+
Crimson Seedless	4 592 756	2 419	546	1 061	500	313
Autumn Royal	979 339	480	4	314	160	2
Red Globe	522 111	231	1	86	28	116
Sugranineteen	519 759	266	70	185	6	4
Flame Seedless	418 605	196	2	37	122	36
Dauphine	447 880	191	0	9	51	131
Blagratwo (Melody)	265 894	143	73	66	3	1
Sheegene 20 (Allison)	253 646	135	69	62	4	0
Starlight	282 826	138	19	118	0	0
Sugrathirteen	134 825	69	8	17	43	0
IFG Three (Sweet Celebration)	244 168	120	74	46	0	0
Sundance Seedless	211 445	101	23	42	33	3
Thompson Seedless	245 105	114	5	26	28	55
Sugraone	218 356	123	4	92	23	4
Regal Seedless	297 919	119	0	4	29	86
Barlinka	206 909	88	0	2	13	73
Tawny Seedless	259 462	131	130	0	0	1
La Rochelle	183 760	70	0	10	9	51
Sugrasixteen	247 489	135	62	34	37	2
Sunred Seedless	111 882	57	0	2	1	55
Other	2 216 466	1126	755	173	118	80
<b>GRAND TOTAL</b>	<b>12 860 602</b>	<b>* 6 453</b>	<b>1 845</b>	<b>2 387</b>	<b>1 207</b>	<b>1 014</b>
<b>% SPLIT PER AGE TIER</b>		<b>100%</b>	<b>29%</b>	<b>37%</b>	<b>19%</b>	<b>16%</b>

\* TOTAL HECTARE DIFFER DUE TO ROUNDING

REGIONAL INFORMATION



## HEX RIVER CULTIVAR CHANGE 2006/7 VS 2016/17 TOP TEN CULTIVAR (4.5 KG EQUIVALENT CARTONS)

2006/2007		2016/2017	
Dauphine	4 901 292	Crimson	8 794 464
Crimson	2 322 135	Autumn Royal	1 774 118
Redglobe	2 227 844	Redglobe	1 188 809
Barlinka	2 092 496	Sugranineteen	1 175 553
La Rochele	1 308 620	Flame Seedless	758 489
Regal	1 033 978	Dauphine	685 131
Sunred Seedless	837 469	Blagratwo	656 709
Thompson	729 024	Sheegene 20	585 080
Flame Seedless	691 353	Starlight	551 366
Alphonse Lavalle	593 072	Sugrathirteen	534 679
Other	1 988 730	Other	5 406 215
<b>GRAND TOTAL</b>	<b>18 726 012</b>	<b>GRAND TOTAL</b>	<b>22 110 612</b>

# HEX RIVER 2016/2017 TOP EXPORTED CULTIVARS (4.5 KG EQUIVALENT CARTONS)

CULTIVAR	2016/2017	2015/2016
Crimson Seedless	8 794 464	7 321 361
Autumn Royal	1 774 118	1 627 305
Red Globe	1 188 809	1 239 144
Sugranineteen	1 175 553	909 584
Flame Seedless	758 489	725 178
Dauphine	685 131	832 759
Blagratwo (Melody)	656 709	453 262
Sheegene 20 (Allison)	585 080	276 033
Starlight	551 366	428 656
Sugrathirteen	534 679	341 067
IFG Three (Sweet Celebration)	454 286	229 478
Sundance Seedless	417 783	345 991
Thompson Seedless	408 553	373 346
Sugraone	361 451	491 344
Regal Seedless	353 870	530 980
Barlinka	344 637	380 808
Tawny Seedless	306 468	27 484
La Rochelle	278 264	384 702
Sugrasixteen	268 985	301 404
Sunred Seedless	225 932	286 294
Other	1 985 985	1 343 037
<b>GRAND TOTAL</b>	<b>22 110 612</b>	<b>18 849 218</b>

## HEX RIVER REGIONAL CALENDAR

CULTIVARS	WEEKS																							
	50	51	52	1	2	3	4	5	6	7	8	9	10	11	12	13	14	15	16	17	18	19	20	
Flame Seedless																								
Starlight																								
Sugraone																								
Sugrasixteen																								
Sugrathirteen																								
Tawny Seedless																								
Red Globe																								
Regal Seedless																								
Thompson Seedless																								
Autumn Royal																								
Crimson Seedless																								
IFG Three (Sweet Celebration)																								
Sunred Seedless																								
Blagratwo (Melody)																								
Sheegene 20 (Allison)																								
Sundance Seedless																								
Sugranineteen																								
La Rochelle																								
Barlinka																								
Dauphine																								

# COST OF SOIL PREPARATION

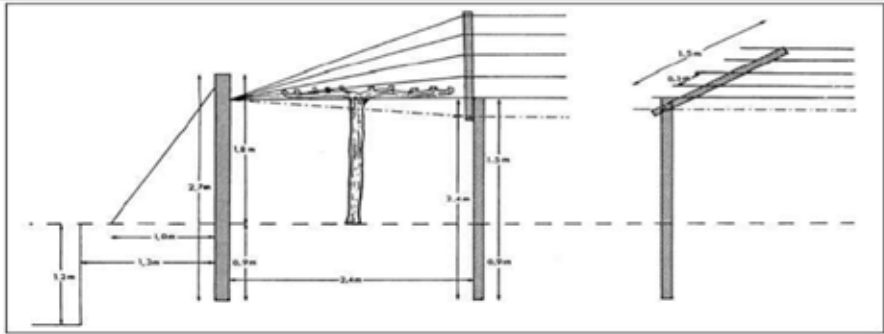
TYPE OF ACTION	DRY COST (R/HA)		DIESEL USAGE	
	± 800mm depth	± 1200mm depth	± 800mm depth	± 1200mm depth
Rip easy soil (wide furrow width: ±1000mm*)	R8000/ha	R9500/ha	280 l/ha	320 l/ha
Rip difficult terrain and soil (narrow furrow widths: ±750mm**)	R10200/ha	R11600/ha	350 l/ha	450 l/ha
Rip and cross easy soil (wide furrow width)	R14000/ha	R16200/ha	560 l/ha	640 l/ha
Rip and cross difficult terrain and soil (narrow furrow width)	R16500/ha	R19900/ha	720 l/ha	880 l/ha
Deep mix and delve plough (without rip)	R14500/ha	R17400/ha	520 l/ha	650 l/ha
Rip and cross delve (narrow furrow width)	R20500/ha	R24400/ha	820 l/ha	950 l/ha
Single blade rip and 3 blade cross-mix rip	R12500/ha	R14600/ha	420 l/ha	490 l/ha
Spit delve full area (25 ton excavator)	R25100/ha		950 l/ha	
Spit delve only on rows and ridging (25 ton excavator)	R9000/ha		420 l/ha	
Ridging of rows with bulldozer (D5-D6 Cat)	R6500/ha		280 l/ha	
Deforestation (D8 Cat)	R4200-6300/ha		140 - 250 l/ha	
Remove vines with wing (D8 Cat)	R3500/ha		150 l/ha	
Excavator (Cat ±30 ton) - work tempo dependent on soil type	R550/uur		25 l/uur	

SOURCE: VINPRO



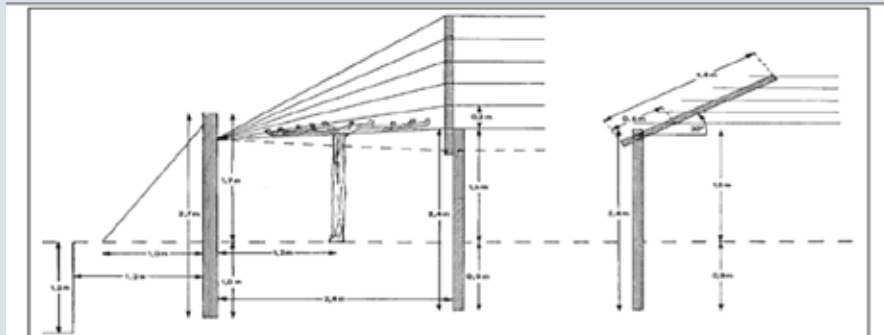
# COST OF TABLE GRAPE TRELLISING SYSTEMS

SLANTING TRELLIS 1.5 M SLANTING POLE (R/HA)



Type of system	Pole	Row-spacing				
		2,1	2,5	2,75	3	3,3
Slanting trellis - 1.5 m slanting pole	2.4m (50 - 75)			55 737	49 750	45 243

SLANTING TRELLIS 1.5 M SLANTING POLE (R/HA)

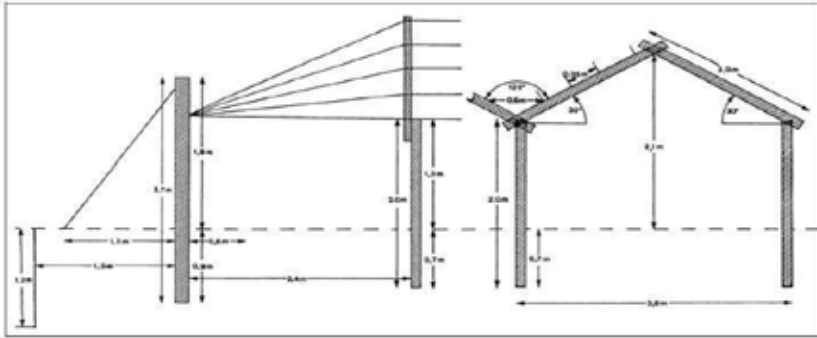


Type of system	Pole	Row-spacing				
		2,1	2,5	2,75	3	3,3
Slanting trellis - 1.8 m slanting pole	2.4m (50 - 75)			59 599	54 647	49 695



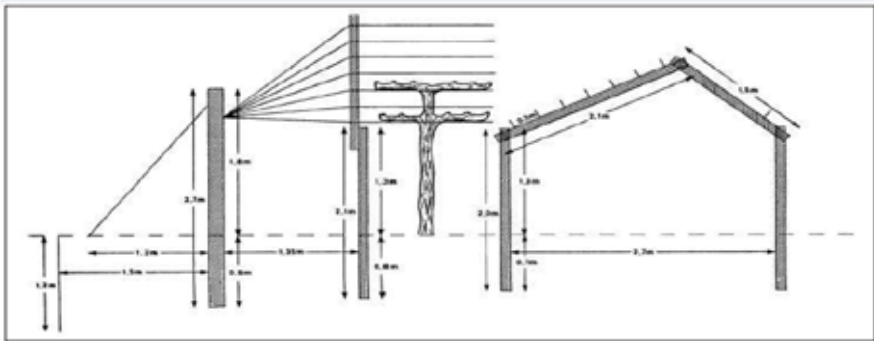
# COST OF TABLE GRAPE TRELLISING SYSTEMS

**GABLE SYSTEM (R/HA)**



Type of system	Pole	Row-spacing				
		2,1	2,5	3	3,3	
Gable system	2.1m (75 - 100)			88 246	81 141	73 711

**FACTORY ROOF (R/HA)**



Type of system	Pole	Row-spacing				
		2,1	2,5	2,75	3	3,3
Factory roof	2.1m (75 - 100)			72 709	65 743	61 177

SOURCE: VINPRO, VAN DER MERWE & VAN DER MERWE, AND EUNICE AVENANT

# COST OF IRRIGATION SYSTEMS (R/HA)

SYSTEM	ROW SPACING (M)											
	1,80	1,90	2,00	2,10	2,20	2,30	2,40	2,50	2,60	2,75	3,00	3,30
Drip 0.6m Compensated	50 571	47 812	45 974	43 215	41 376	39 537	37 698	36 779	34 940	33 101	30 343	27 584
Drip 0.6m Non - Compensated	36 702	34 700	33 365	31 363	30 029	28 694	27 360	26 692	25 358	24 023	22 021	20 019
Drip 0.75m Compensated	45 582	43 096	41 439	38 952	37 295	35 637	33 980	33 151	31 493	29 836	27 349	24 863
Drip 0.75m Non - Compensated	34 034	32 177	30 940	29 083	27 846	26 608	25 371	24 752	23 514	22 277	20 420	18 564
Drip 1.0m Compensated	40 594	38 380	36 903	34 689	33 213	31 737	30 261	29 523	28 047	26 571	24 356	22 142
Drip 1.0m Non - Compensated	32 700	30 916	29 727	27 943	26 754	25 565	24 376	23 782	22 593	21 403	19 620	17 836
Micro (jet spray) Direct on poly pipe	55 067	52 063	50 061	47 057	45 055	43 052	41 050	40 049	38 046	36 044	33 040	30 037
Micro (Rotate) on pen with soft pipe	62 962	59 528	57 238	53 804	51 514	49 225	46 935	45 791	43 501	41 211	37 777	34 343
Permanent sprinklers (12m x 12.5m)	29 831	29 831	29 831	29 831	29 831	29 831	29 831	29 831	29 831	29 831	29 831	29 831

SOURCE: VINPRO



# PRODUCTION COST FOR TABLE GRAPES R/HA

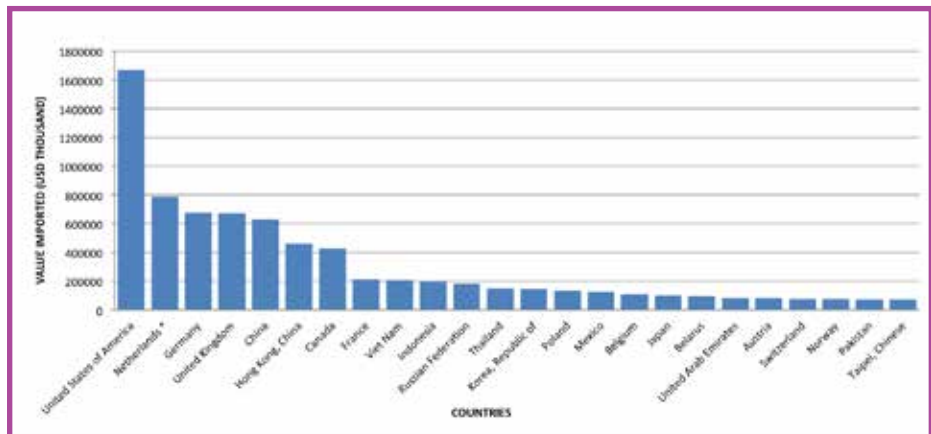
COST STRUCTURE	2016	2015	2014	2013	2012
<b>DIRECT PRODUCTION COST</b>					
Fertiliser & Organic Material	R 9 367,00	R 8 543,00	R 7 374,00	R 6 099,00	R 6 034,00
Pesticide & Herbicide Control	R 17 347,00	R 19 384,00	R 14 682,00	R 10 630,00	R 10 930,00
Supervision, Permanent, Seasonal & Contract Labour	R 114 803,00	R 118 072,00	R 117 918,00	R 96 242,00	R 91 932,00
Fuel, Oil, Repairs, Parts & Maintenance	R 18 593,00	R 20 940,00	R 20 040,00	R 17 628,00	R 17 828,00
Licences & Insurance	R 1 023,00	R 701,00	R 253,00	R 1 411,00	R 1 723,00
Hired Transport	R 1 003,00	R 1 079,00	R 479,00	R 566,00	R 629,00
Electricity	R 9 411,00	R 8 253,00	R 7 343,00	R 7 465,00	R 6 491,00
Water	R 1 387,00	R 1 137,00	R 1 061,00	R 1 167,00	R 1 008,00
Land -, Property -, Municipal Taxes, Administration and Miscellaneous	R 6 795,00	R 6 344,00	R 5 502,00	R 3 906,00	R 3 622,00
<b>TOTAL CASH EXPENDITURE</b>	<b>R 179 729,00</b>	<b>R 184 453,00</b>	<b>R 174 652,00</b>	<b>R 145 114,00</b>	<b>R 140 197,00</b>
<b>DEPRECIATION</b>	<b>R 28 220,00</b>	<b>R 25 221,00</b>	<b>R 23 943,00</b>	<b>R 22 596,00</b>	<b>R 21 539,00</b>
<b>TOTAL EXPENDITURE</b>	<b>R 207 949,00</b>	<b>R 209 674,00</b>	<b>R 198 595,00</b>	<b>R 167 710,00</b>	<b>R 161 736,00</b>

SOURCE: VARIOUS TABLE GRAPE PRODUCERS



# TOP IMPORTING COUNTRIES 2016

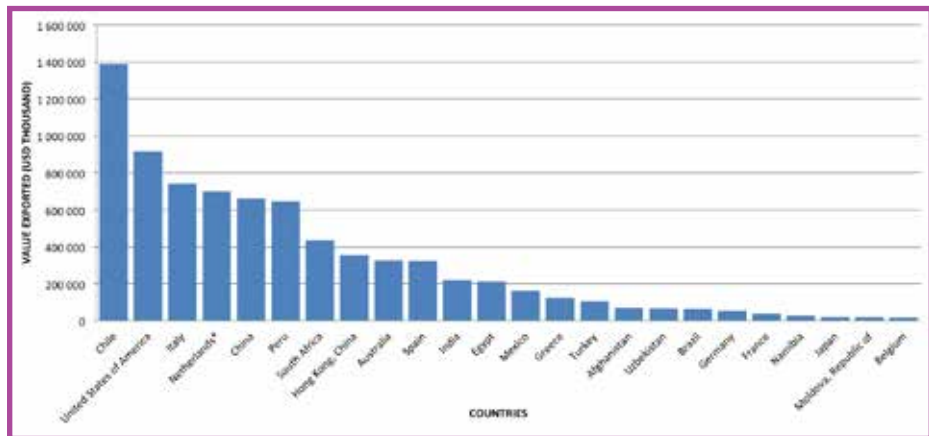
IMPORTERS	SHARE IN WORLD IMPORTS (%)	VALUE IMPORTED IN 2016 (USD THOUSAND)	QUANTITY IMPORTED IN 2016	QUANTITY UNIT	UNIT VALUE (USD/UNIT)	ANNUAL GROWTH IN VALUE BETWEEN 2012-2016 (%)	ANNUAL GROWTH IN QUANTITY BETWEEN 2012-2016 (%)
World	100	8796591	4550566	Tons	1933	2	3
United States of America	19	1671222	823865	Tons	2029	8	9
Netherlands *	9	787459	335172	Tons	2349	-3	-1
Germany	7,7	675424	324237	Tons	2083	1	2
United Kingdom	7,7	673862	275849	Tons	2443	1	3
China	7,2	629772	252396	Tons	2495	12	13
Hong Kong, China	5,2	459945	236493	Tons	1945	5	11
Canada	4,9	428181	171036	Tons	2503	0	-1
France	2,4	211360	144373	Tons	1464	-3	-1
Viet Nam	2,4	209687	73181	Tons	2865	23	16
Indonesia	2,2	197000	63221	Tons	3116	14	3
Russian Federation	2,1	184646	193160	Tons	956	-24	-16
Thailand	1,7	148821	148347	Tons	1003	9	18
Korea, Republic of	1,6	145009	48730	Tons	2976	2	-1
Poland	1,5	133463	100264	Tons	1331	-6	-4
Mexico	1,4	124271	69416	Tons	1790	0	0
Belgium	1,2	108586	51661	Tons	2102	-1	-1
Japan	1,1	98518	33671	Tons	2926	9	9
Belarus	1,1	95637	70364	Tons	1359	42	31
United Arab Emirates	1	84834	52976	Tons	1601	7	6
Austria	0,9	83063	43094	Tons	1927	-4	-4
Switzerland	0,9	76537	34098	Tons	2245	-2	-1
Norway	0,9	75877	25097	Tons	3023	-6	-3
Pakistan	0,8	73357	62549	Tons	1173	59	23
Taipei, Chinese	0,8	71200	29376	Tons	2424	15	12
Other	16	134886					



\* RE-DISTRIBUTED IN EUROPE  
SOURCE: TRADE MAP. PRODUCT: 080610 GRAPES FRESH

# TOP EXPORTING COUNTRIES 2016

EXPORTERS	SHARE IN WORLD EXPORTS (%)	VALUE EXPORTED IN 2016 (USD THOUSAND)	QUANTITY EXPORTED IN 2016	QUANTITY UNIT	UNIT VALUE (USD/UNIT)	ANNUAL GROWTH IN VALUE BETWEEN 2012-2016 (%)	ANNUAL GROWTH IN QUANTITY BETWEEN 2012-2016 (%)
World	100	7 954 387	4 417 245	Tons	1 801	2	2
Chile	17,5	1 390 459	708 001	Tons	1 964	-3	-4
United States of America	11,5	917 354	386 798	Tons	2 372	-3	-4
Italy	9,3	742 819	481 264	Tons	1 543	-2	-1
Netherlands*	8,8	700 573	276 825	Tons	2 531	-2	0
China	8,3	663 604	254 452	Tons	2 608	34	24
Peru	8,1	646 318	285 559	Tons	2 263	17	20
South Africa	5,5	435 975	304 929	Tons	1 430	3	5
Hong Kong, China	4,5	354 651	205 387	Tons	1 727	9	13
Australia	4,1	325 322	114 486	Tons	2 842	25	24
Spain	4,1	323 170	157 103	Tons	2 057	4	5
India	2,8	219 476	147 012	Tons	1 493	6	-2
Egypt	2,7	212 761	113 125	Tons	1 881	2	2
Mexico	2	161 570	155 668	Tons	1 038	1	-1
Greece	1,6	124 995	78 762	Tons	1 587	-1	2
Turkey	1,3	104 607	172 838	Tons	605	-11	-5
Afghanistan	0,9	72 503	61 296	Tons	1 183	59	23
Uzbekistan	0,9	69 685	95 677	Tons	728	-3	13
Brazil	0,8	65 255	30 813	Tons	2 118	-15	-12
Germany	0,7	56 496	26 819	Tons	2 107	-9	-5
France	0,5	40 552	17 388	Tons	2 332	2	2
Namibia	0,4	28 824	24 114	Tons	1 195	-5	0
Japan	0,3	21 399	1 147	Tons	18 656	4	35
Moldova, Republic of	0,3	20 404	51 439	Tons	397	7	13
Belgium	0,2	18 216	8 577	Tons	2 124	-4	-3
Other	2,8	237 400	257 765				



\* RE-DISTRIBUTED IN EUROPE

SOURCE: TRADE MAP. PRODUCT: 080610 GRAPES FRESH



## THE SATI TEAM



**WILLEM BESTBIER** | CEO  
willem@satgi.co.za

**STEPHEN TERBLANCHE** | Accountant  
stephen@satgi.co.za

**VALENCIA WATTS** | Administrative Officer  
info@satgi.co.za

**CLAYTON SWART** | Communications Manager  
clayton@satgi.co.za

**THURIA LEVY** | Financial Assistant & PA to CEO  
thuria@satgi.co.za

**JOSEPH LOMBARDT** | Information and Knowledge Manager  
joseph@satgi.co.za

**LINDI BENIC** | Market Access (Technical Manager)  
lindi@hortgro.co.za

**TARRYN WETTERGREEN** | Research and Technology Transfer Manager  
tarryn@satgi.co.za

**DAWIE MOELICH** | Technical and Market Access Manager  
dawie@satgi.co.za

**EUNICE AVENANT** | Training Manager  
eunice@satgi.co.za

**WILTON SEPTEMBER** | Transformation Manager  
wilton@satgi.co.za





**South African Table Grape Industry (SATI)**

63 Main Street | Paarl | 7646 | Western Cape | South Africa

Tel: +27 (0) 21 863 0366 | Fax: +27 (0) 21 863 0339 | Email: [info@satgi.co.za](mailto:info@satgi.co.za) | Website: [www.satgi.co.za](http://www.satgi.co.za)



SATIconline



@sati\_sa